

London Stock Exchange

Data Quality Report | August 2023



Summary

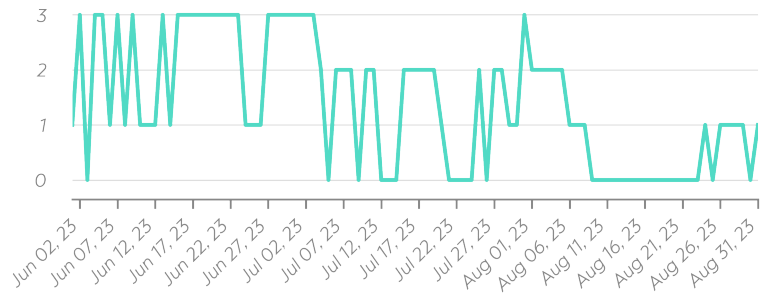
Key Metrics

99.75 ▼-0.24
Average Total Data Quality Score (TDQS) compared to the previous month

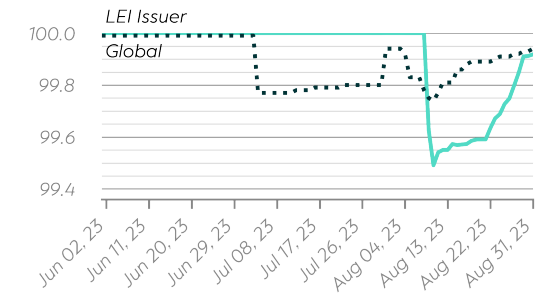
16% ▼-42%
Days, LEI Issuer Achieving Maturity Level 2 compared to the previous month

3 days ▼+1 days
Average Days to Close a Challenge compared to the previous month

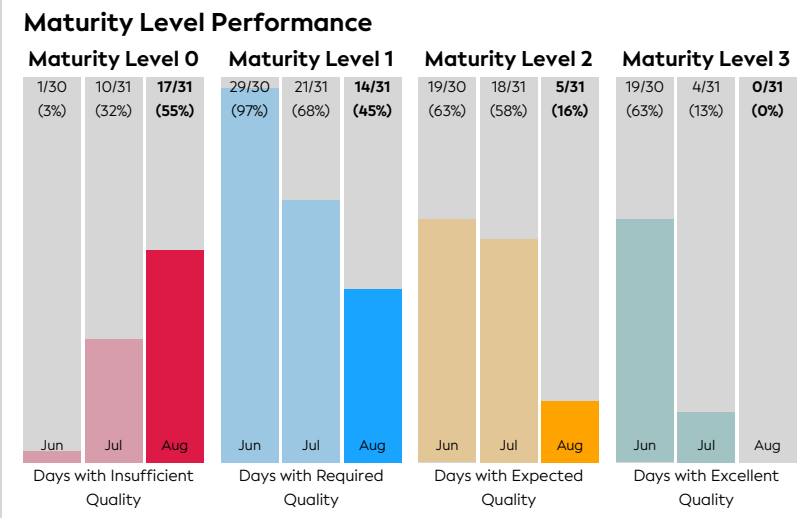
Maturity Level Trend



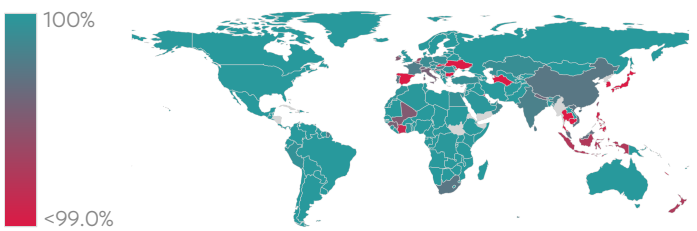
Total Data Quality Score Trend



Details



Data Quality World Map



Data Quality Criteria

Quality Criterion (No. of Checks)	Data Quality Score (DQS) Trend (Jun - Aug)	Avg. DQS	Avg. Number of Check Failures
Accessibility (11)		100.00	0 (0.00%)
Accuracy (12)		99.95	194 (<0.01%)
Completeness (9)		77.41	9 (<0.01%)
Comprehensiveness (10)		97.02	1,140 (0.04%)
Consistency (23)		99.94	413 (<0.01%)
Currency (1)		100.00	0 (0.00%)
Integrity (23)		99.96	197 (<0.01%)
Provenance (10)		99.39	1,576 (0.06%)
Representation (7)		73.49	469 (0.03%)
Timeliness (2)		100.00	0 (0.00%)
Uniqueness (7)		99.89	82 (<0.01%)
Validity (28)		99.51	323 (<0.01%)

Top 5 Failing Checks

Check ID	Avg. Number of Check Failures	Maturity Level	Quality Criterion
CO00346	1,191 (-)	Excellent	Provenance
CO00379	1,122 (-)	Excellent	Comprehensiveness
CO00429	450 (-)	Excellent	Representation
CO00276	308 (-)	Excellent	Provenance
CO00245	301 (> +1,000%)	Required	Consistency

Statistics

Totals	Values
Total LEI Records	283,868 (+30.60%)
Active Entities Managed	267,316 (+30.10%)
New Issued LEIs	768 (-1.29%)
Renewed LEIs	6,491 (+44.79%)
Lapsed LEIs	150,137 (+28.81%)
Countries	219 (+12.89%)
LEIs with	Values
Parent Relationships	27,310 (+78.43%)
Complete Parent Information	265,091 (+25.52%)
Fund Relationships	20,217 (+33.86%)
Marked Duplicates	Values
Total LEIs	1,437 (+115.44%)
Total LEIs in Percentage	<1% (+64.94%)
New Marked LEIs	770 (-)
Challenges	Values
New Challenges	144 (+657.89%)
Closed Challenges	106 (-55.08%)
Closed Challenges with Update	51 (-74.88%)
Avg. Days to Close a Challenge	3 (+50.92%)
Files	Values
No. of Days per Month with CDF-Compliant File Uploads	31 (+/-0.00%)

DISCLAIMER: All figures of this LEI Data Quality Report are derived from these sources: 1) concatenated source files provided by this LEI Issuer 2) daily Data Quality Reports assigned to this LEI Issuer and 3) challenges managed via GLEIF's Challenge Facility by this LEI Issuer. The sources mentioned in 1) to 3) relate to the reporting period in scope. The Data Quality Rule Setting used for the generation of this report includes all Data Quality Checks corresponding version(s) that have been effective throughout the reporting period. While every care has been taken in the compilation of this information, GLEIF will not be held responsible for any loss, damage, or inconvenience caused by inaccuracy or error within the LEI Data Quality Report. The text and graphic content of the LEI Data Quality Report may be used, printed, and distributed ONLY with the copyright information displayed © Copyright Global Legal Entity Identifier Foundation (GLEIF).