

Global LEI Data Quality Report | February 2026



Summary

Key Metrics

99.99 ● +/-0
Average Total Data Quality Score (TDQS) compared to the previous month

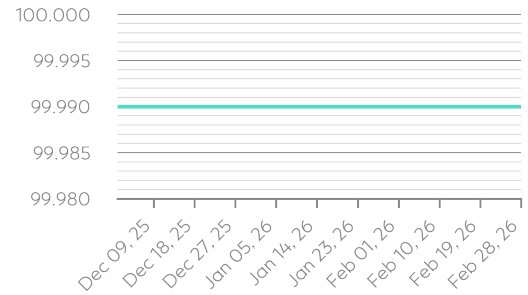
62% ▲ +8%
LEI Issuers Achieving Maturity Level 2 compared to the previous month

4 days ▲ -3 days
Average Days to Close a Challenge compared to the previous month

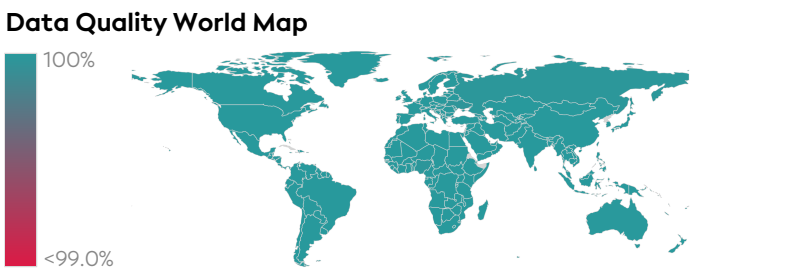
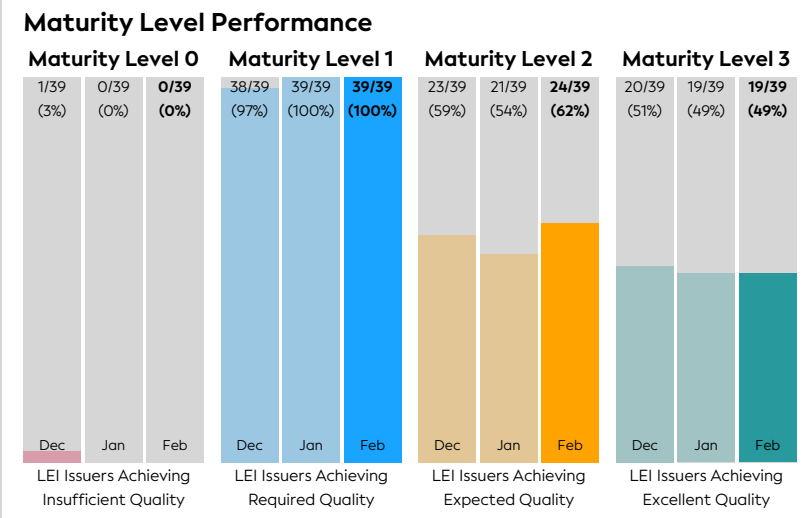
Highlights

Corroboration, the verification of a legal entity's existence and reference data against an authoritative source, is a key measure of the Global LEI System. It shows how and where entity information has been validated, enhancing transparency and strengthening trust in the data. By making these metrics publicly available, the system promotes accountability and continuous improvement across the ecosystem. As of the end of February, 87.64% of LEI records are fully corroborated. Read more in our latest "Metric in Motion" blog.

Total Data Quality Score Trend



Details



Data Quality Criteria

Quality Criterion (No. of Checks)	Data Quality Score (DQS) Trend (Dec - Feb)	Avg. DQS	Avg. Number of Check Failures
Accessibility (13)		99.99	163 (<0.01%)
Accuracy (21)		99.99	75 (<0.01%)
Completeness (11)		99.99	17 (<0.01%)
Comprehensiveness (14)		99.99	10 (<0.01%)
Consistency (27)		99.99	42 (<0.01%)
Currency (2)		99.99	<1 (<0.01%)
Integrity (30)		99.99	57 (<0.01%)
Provenance (11)		99.99	165 (<0.01%)
Representation (17)		99.99	22 (<0.01%)
Timeliness (2)		100.00	0 (0.00%)
Uniqueness (8)		99.99	2 (<0.01%)
Validity (37)		99.99	16 (<0.01%)

Statistics

Totals	Values
Total LEI Records	3,231,144 (+1.04%)
Active Entities Managed	2,990,623 (+0.98%)
New Issued LEIs	33,353 (+2.43%)
Renewed LEIs	130,360 (-20.28%)
Lapsed LEIs	1,139,684 (+0.70%)
Countries	235 (+/-0.00%)
LEI Issuers	39 (+/-0.00%)

LEIs with	Values
Parent Relationships	136,729 (+0.42%)
Complete Parent Information	3,017,254 (+1.12%)
Fund Relationships	154,401 (+0.48%)

Marked Duplicates	Values
Total LEIs	6,338 (+0.25%)
Total LEIs in Percentage	<1% (-0.76%)
New Marked LEIs	16 (-5.88%)

Challenges	Values
New Challenges	4,795 (+16.50%)
Closed Challenges	4,795 (-9.61%)
Closed Challenges with Update	3,167 (-14.89%)
Avg. Days to Close a Challenge	4 (-42.47%)

Top 5 Failing Checks

Check ID	Avg. Number of Check Failures	No. of LEI Issuers	LEI Issuers with Highest Failure Ratio
C000348	85 (-34.62%)	1	EQS
C000276	81 (-79.44%)	4	CSCS Nigeria
C000346	81 (-80.24%)	4	CSCS Nigeria
C000310	69 (-40.52%)	1	EQS
C000402	30 (+25.00%)	1	EQS

DISCLAIMER: All figures of this Global LEI Data Quality Report are derived from the following sources: 1) concatenated source files provided by the LEI Issuers 2) daily Data Quality Reports and 3) challenges managed via GLEIF's Challenge Facility. The information mentioned in 1) to 3) relate to the reporting period in scope. The Data Quality Rule Setting used for the generation of this report includes all Data Quality Checks corresponding version(s) that have been effective throughout the reporting period. While every care has been taken in the compilation of this information, GLEIF will not be held responsible for any loss, damage, or inconvenience caused by inaccuracy or error within the Global LEI Data Quality Report. The text and graphic content of the Global LEI Data Quality Report may be used, printed, and distributed ONLY with the copyright information displayed (© Copyright Global Legal Entity Identifier Foundation (GLEIF)).