

LEIL

Data Quality Report | January 2025



Summary

Key Metrics

99.99

● +/- 0

Average Total Data Quality Score (TDQS)

compared to the previous month

26%

● +/- 0

Days, LEI Issuer Achieving Maturity Level 2

compared to the previous month

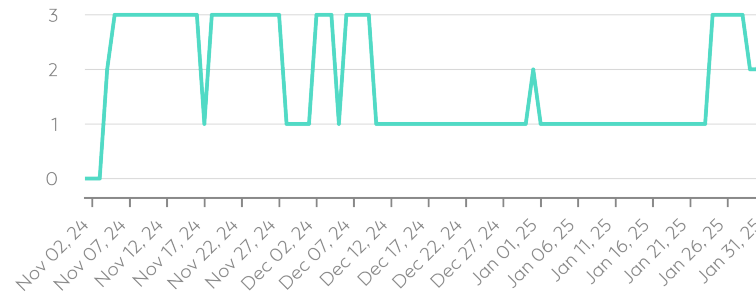
6 days

▲ -4 days

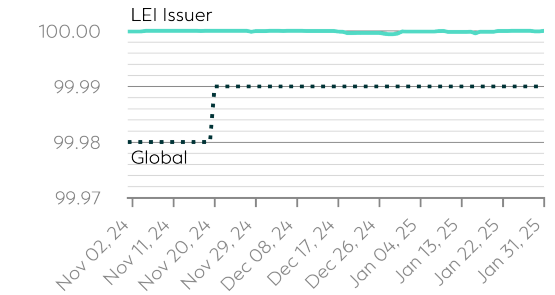
Average Days to Close a Challenge

compared to the previous month

Maturity Level Trend

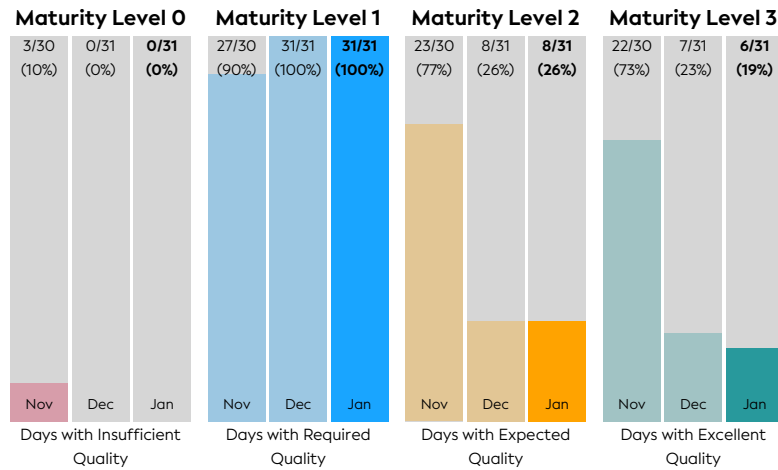


Total Data Quality Score Trend

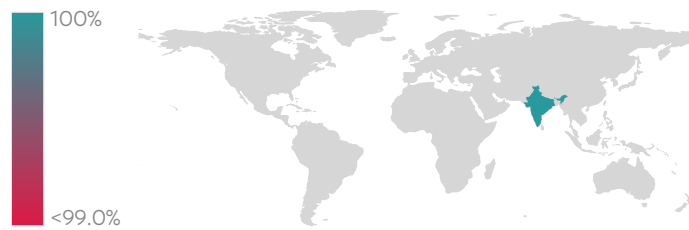


Details

Maturity Level Performance



Data Quality World Map



Data Quality Criteria

Quality Criterion (No. of Checks)	Data Quality Score (DQS) Trend (Nov - Jan)	Avg. DQS	Avg. Number of Check Failures
Accessibility (12)	[Line Chart]	100.00	0 (0.00%)
Accuracy (14)	[Line Chart]	99.99	<1 (<0.01%)
Completeness (11)	[Line Chart]	99.99	1 (<0.01%)
Comprehensiveness (14)	[Line Chart]	100.00	0 (0.00%)
Consistency (25)	[Line Chart]	99.99	<1 (<0.01%)
Currency (2)	[Line Chart]	100.00	0 (0.00%)
Integrity (29)	[Line Chart]	99.99	<1 (<0.01%)
Provenance (11)	[Line Chart]	100.00	0 (0.00%)
Representation (14)	[Line Chart]	100.00	0 (0.00%)
Timeliness (2)	[Line Chart]	100.00	0 (0.00%)
Uniqueness (8)	[Line Chart]	99.99	<1 (<0.01%)
Validity (33)	[Line Chart]	100.00	0 (0.00%)

Top 5 Failing Checks

Check ID	Avg. Number of Check Failures	Maturity Level	Quality Criterion
C000243	1 (+63.16%)	Expected	Completeness
C000473	<1 (+175.04%)	Excellent	Integrity
C000438	<1 (-10.01%)	Excellent	Integrity
C000291	<1 (+75.04%)	Expected	Consistency
C000301	<1 (-50.00%)	Expected	Uniqueness

Statistics

Totals	Values
Total LEI Records	91,407 (+2.78%)
Active Entities Managed	89,345 (+2.82%)
New Issued LEIs	2,767 (+21.68%)
Renewed LEIs	4,987 (-3.26%)
Lapsed LEIs	11,216 (+1.15%)
Countries	1 (+/-0.00%)

LEIs with	Values
Parent Relationships	5,593 (+0.97%)
Complete Parent Information	90,702 (+2.81%)
Fund Relationships	1,790 (+0.62%)

Marked Duplicates	Values
Total LEIs	29 (+/-0.00%)
Total LEIs in Percentage	<1% (-2.76%)
New Marked LEIs	0 (+/-0.00%)

Challenges	Values
New Challenges	24 (-58.62%)
Closed Challenges	27 (-51.79%)
Closed Challenges with Update	10 (-80.00%)
Avg. Days to Close a Challenge	6 (-36.56%)

Files	Values
No. of Days per Month with CDF-Compliant File Uploads	31 (+/-0.00%)