

Global LEI Data Quality Report | July 2023



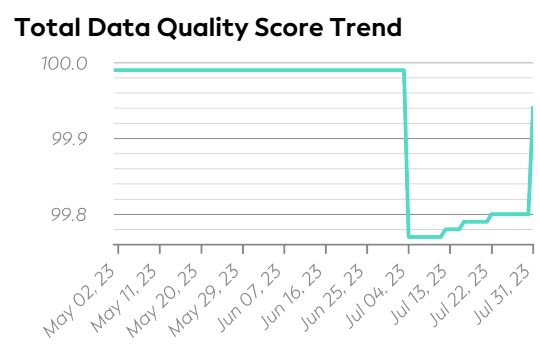
Summary

Key Metrics

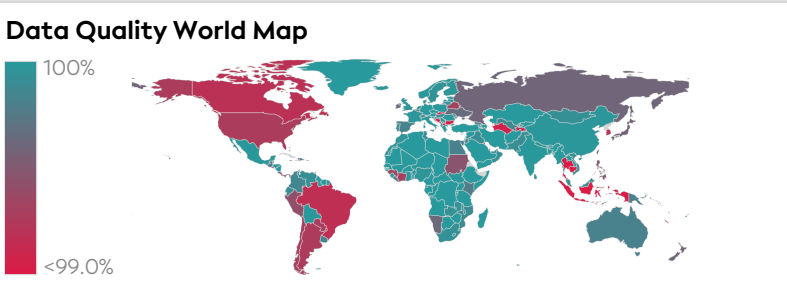
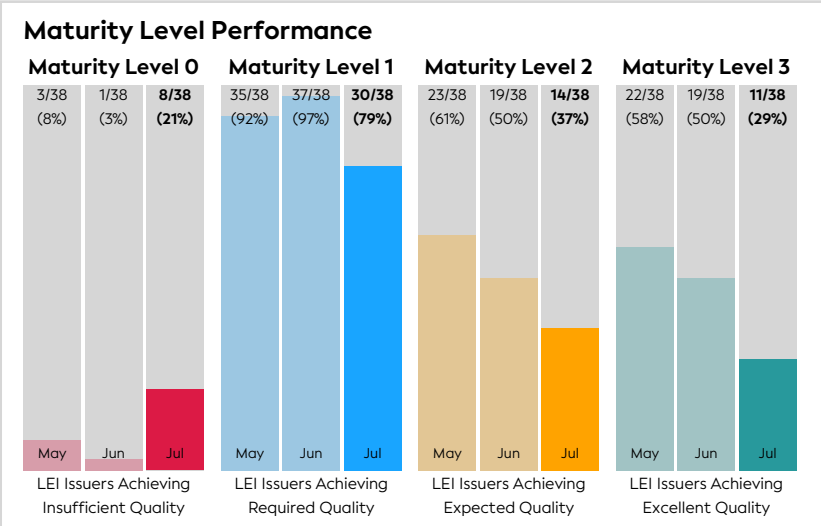
- 99.81** ▼-0.18
Average Total Data Quality Score (TDQS) compared to the previous month
- 37%** ▼-13%
LEI Issuers Achieving Maturity Level 2 compared to the previous month
- 4 days** ● +/-0 days
Average Days to Close a Challenge compared to the previous month

Highlights

During the reporting period of July 2023, GLEIF has enhanced its data quality requirements and introduced 31 new and updated 19 data quality checks. This improvement includes support for Legal Entity Events and Fund Relationships introduced by ROC policies. Increasing the requirements for data quality led to a drop in the Average Total Data Quality Score to 99.81 and also in the number of LEI issuers achieving Required, Expected, and Excellent Data Quality. By the end of the current reporting period, the Total Data Quality Score has again reached 99.94, indicating a positive trend. The Average Days to close a challenge remained the same as the previous month.



Details



Data Quality Criteria

Quality Criterion (No. of Checks)	Data Quality Score (DQS) Trend (May - Jul)	Avg. DQS	Avg. Number of Check Failures
Accessibility (11)		99.99	5 (<0.01%)
Accuracy (12)		99.95	1,737 (<0.01%)
Completeness (9)		56.44	1,162 (<0.01%)
Comprehensiveness (10)		92.40	16,835 (0.07%)
Consistency (23)		99.92	628 (<0.01%)
Currency (1)		99.99	3 (<0.01%)
Integrity (23)		99.89	434 (<0.01%)
Provenance (10)		99.93	4,254 (0.02%)
Representation (7)		95.59	1,634 (<0.01%)
Timeliness (2)		100.00	0 (0.00%)
Uniqueness (7)		99.97	124 (<0.01%)
Validity (28)		98.66	3,331 (<0.01%)

Statistics

Totals	Values
Total LEI Records	2,435,844 (+0.81%)
Active Entities Managed	2,324,450 (+0.78%)
New Issued LEIs	19,628 (-22.80%)
Renewed LEIs	76,522 (-3.16%)
Lapsed LEIs	634,170 (-28.24%)
Countries	232 (+0.43%)
LEI Issuers	38 (+/-0.00%)

LEIs with	Values
Parent Relationships	90,674 (-28.63%)
Complete Parent Information	2,202,811 (-0.44%)
Fund Relationships	88,054 (-28.63%)

Marked Duplicates	Values
Total LEIs	2,652 (-51.69%)
Total LEIs in Percentage	<1% (-52.07%)
New Marked LEIs	0 (<-1,000%)

Challenges	Values
New Challenges	344 (-81.08%)
Closed Challenges	1,133 (+92.03%)
Closed Challenges with Update	894 (+97.35%)
Avg. Days to Close a Challenge	4 (-1.51%)

Top 5 Failing Checks

Check ID	Avg. Number of Check Failures	No. of LEI Issuers	LEI Issuers with Highest Failure Ratio
C000379	16,587 (-)	7	Business Entity Data B.V.
C000276	2,155 (> +1,000%)	14	INFOCERT
C000346	2,059 (> +1,000%)	15	INFOCERT
C000402	1,375 (-)	12	EQS
C000429	1,309 (-)	5	EQS

DISCLAIMER: All figures of this Global LEI Data Quality Report are derived from the following sources: 1) concatenated source files provided by the LEI Issuers 2) daily Data Quality Reports and 3) challenges managed via GLEIF's Challenge Facility. The information mentioned in 1) to 3) relate to the reporting period in scope. The Data Quality Rule Setting used for the generation of this report includes all Data Quality Checks corresponding version(s) that have been effective throughout the reporting period. While every care has been taken in the compilation of this information, GLEIF will not be held responsible for any loss, damage, or inconvenience caused by inaccuracy or error within the Global LEI Data Quality Report. The text and graphic content of the Global LEI Data Quality Report may be used, printed, and distributed ONLY with the copyright information displayed (© Copyright Global Legal Entity Identifier Foundation (GLEIF)).