

# Global LEI Data Quality Report | June 2023



## Summary

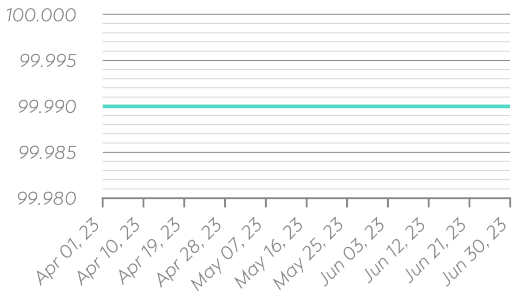
### Key Metrics

- 99.99** ● +/-0  
Average Total Data Quality Score (TDQS) compared to the previous month
- 50%** ▼ -11%  
LEI Issuers Achieving Maturity Level 2 compared to the previous month
- 4 days** ▲ -8 days  
Average Days to Close a Challenge compared to the previous month

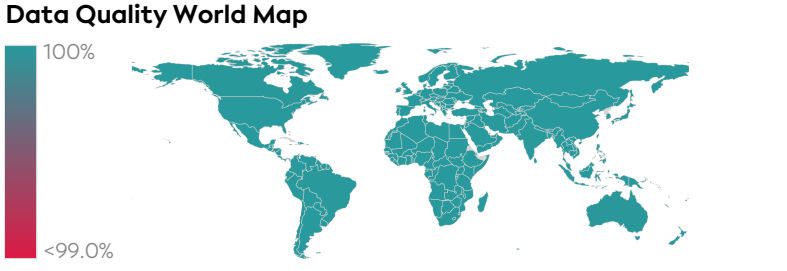
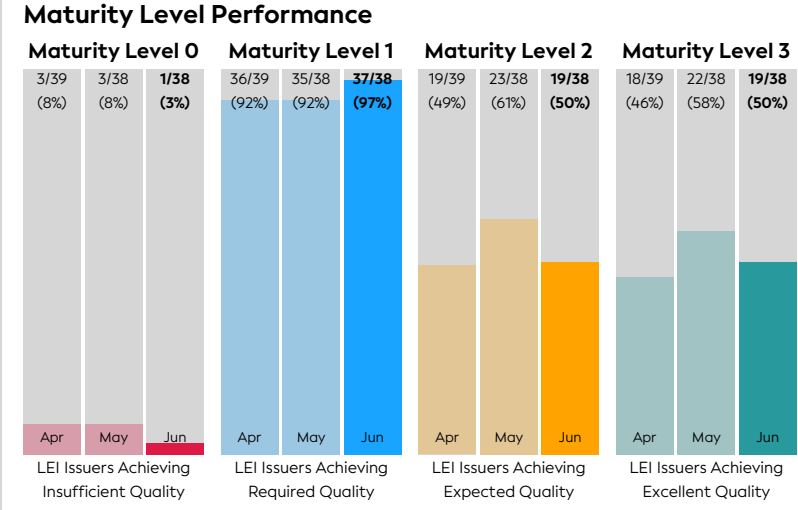
### Highlights

In the June 2023 assessment, the Total Data Quality Score remained steady at 99.99. The number of LEI issuers meeting Required Data Quality increased to 37, while those achieving Expected and Excellent Data Quality slightly decreased. The Average Days to Close a Challenge normalized to 4 days. In early June, GLEIF introduced a new extension to its challenge facility, enabling efficient handling of large volumes of challenges and thereby improving data quality. Currently, GLEIF and LOUs are exploring the new functionality focusing on topics such as consistency between language tags and the actual content in the data elements.

### Total Data Quality Score Trend



## Details



### Data Quality Criteria

Quality Criterion (No. of Checks)	Data Quality Score (DQS) Trend (Apr - Jun)	Avg. DQS	Avg. Number of Check Failures
Accessibility (10)		99.99	2 (<0.01%)
Accuracy (9)		99.99	16 (<0.01%)
Completeness (7)		99.99	8 (<0.01%)
Comprehensiveness (8)		99.99	3 (<0.01%)
Consistency (21)		99.99	144 (<0.01%)
Currency (1)		99.99	<1 (<0.01%)
Integrity (19)		99.99	10 (<0.01%)
Provenance (9)		99.99	177 (<0.01%)
Representation (6)		99.99	26 (<0.01%)
Timeliness (2)		100.00	0 (0.00%)
Uniqueness (6)		99.99	11 (<0.01%)
Validity (19)		99.99	10 (<0.01%)

## Statistics

Totals	Values
Total LEI Records	2,416,216 (+1.06%)
Active Entities Managed	2,306,521 (+1.05%)
New Issued LEIs	25,426 (+38.00%)
Renewed LEIs	79,022 (-2.24%)
Lapsed LEIs	883,796 (+0.94%)
Countries	231 (+/-0.00%)
LEI Issuers	38 (+/-0.00%)

LEIs with	Values
Parent Relationships	127,044 (+0.22%)
Complete Parent Information	2,212,487 (+1.13%)
Fund Relationships	123,373 (+2.22%)

Marked Duplicates	Values
Total LEIs	5,489 (+0.29%)
Total LEIs in Percentage	<1% (-0.74%)
New Marked LEIs	16 (-68.00%)

Challenges	Values
New Challenges	1,818 (+428.49%)
Closed Challenges	590 (+20.16%)
Closed Challenges with Update	453 (+57.84%)
Avg. Days to Close a Challenge	4 (-67.25%)

### Top 5 Failing Checks

Check ID	Avg. Number of Check Failures	No. of LEI Issuers	LEI Issuers with Highest Failure Ratio
<a href="#">C000276</a>	76 (+33.33%)	1	EQS
<a href="#">C000346</a>	76 (+33.33%)	1	EQS
<a href="#">C000253</a>	42 (+180.00%)	16	NSD, Russia
<a href="#">C000247</a>	35 (+400.00%)	14	GS1 Mexico
<a href="#">C000261</a>	34 (+54.55%)	1	Business Entity Data B.V.

DISCLAIMER: All figures of this Global LEI Data Quality Report are derived from the following sources: 1) concatenated source files provided by the LEI Issuers 2) daily Data Quality Reports and 3) challenges managed via GLEIF's Challenge Facility. The information mentioned in 1) to 3) relate to the reporting period in scope. The Data Quality Rule Setting used for the generation of this report includes all Data Quality Checks corresponding version(s) that have been effective throughout the reporting period. While every care has been taken in the compilation of this information, GLEIF will not be held responsible for any loss, damage, or inconvenience caused by inaccuracy or error within the Global LEI Data Quality Report. The text and graphic content of the Global LEI Data Quality Report may be used, printed, and distributed ONLY with the copyright information displayed (© Copyright Global Legal Entity Identifier Foundation (GLEIF)).