

Global LEI Data Quality Report | March 2026



Summary

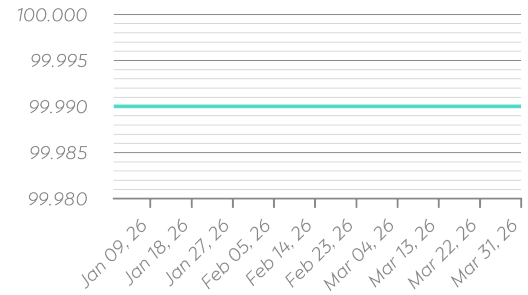
Key Metrics

- 99.99** ● +/-0
Average Total Data Quality Score (TDQS) compared to the previous month
- 54%** ▼ -8%
LEI Issuers Achieving Maturity Level 2 compared to the previous month
- 4 days** ● +/-0 days
Average Days to Close a Challenge compared to the previous month

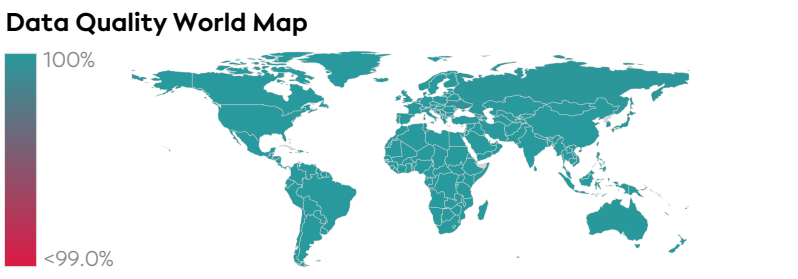
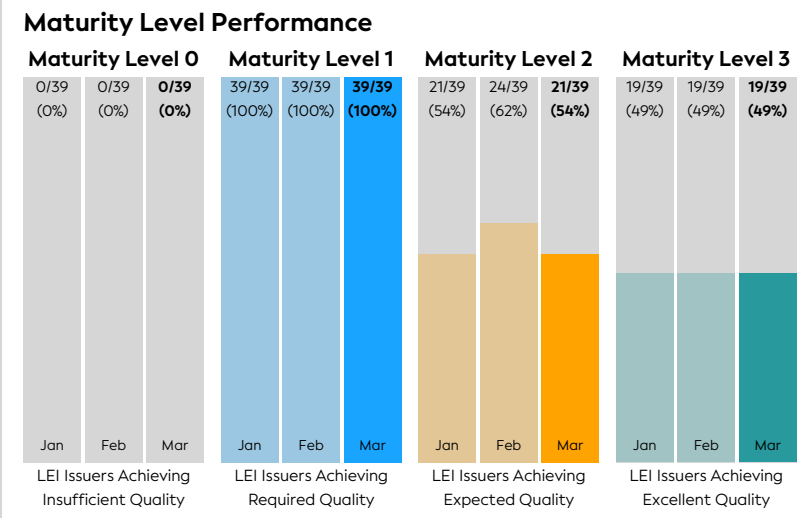
Highlights

The LEI provides a trusted source of verified, regularly updated reference data, enabling efficient, automated retrieval of ISO 20022-compliant name and address information through the Global LEI System. This supports efficient processing across diverse global address structures. As of March 31, 95.6% of LEI records contain names and addresses in Latin script, and 79.5% use a standardized ASCII character set, providing a strong foundation for efficient provision of ISO 20022-compliant name and address information. Read more in our latest "Metric in Motion" blog.

Total Data Quality Score Trend



Details



Data Quality Criteria

Quality Criterion (No. of Checks)	Data Quality Score (DQS) Trend (Jan - Mar)	Avg. DQS	Avg. Number of Check Failures
Accessibility (13)		99.99	12 (<0.01%)
Accuracy (21)		99.99	87 (<0.01%)
Completeness (11)		99.99	17 (<0.01%)
Comprehensiveness (14)		99.99	13 (<0.01%)
Consistency (27)		99.99	42 (<0.01%)
Currency (2)		99.99	<1 (<0.01%)
Integrity (30)		99.98	78 (<0.01%)
Provenance (11)		99.99	265 (<0.01%)
Representation (17)		99.99	25 (<0.01%)
Timeliness (2)		100.00	0 (0.00%)
Uniqueness (8)		99.99	1 (<0.01%)
Validity (37)		99.99	15 (<0.01%)

Statistics

Totals	Values
Total LEI Records	3,266,356 (+1.09%)
Active Entities Managed	3,022,833 (+1.08%)
New Issued LEIs	35,212 (+5.57%)
Renewed LEIs	132,770 (+1.85%)
Lapsed LEIs	1,150,779 (+0.97%)
Countries	236 (+0.43%)
LEI Issuers	39 (+/-0.00%)

LEIs with	Values
Parent Relationships	137,305 (+0.42%)
Complete Parent Information	3,052,020 (+1.15%)
Fund Relationships	155,648 (+0.81%)

Marked Duplicates	Values
Total LEIs	6,369 (+0.49%)
Total LEIs in Percentage	<1% (-0.61%)
New Marked LEIs	31 (+93.75%)

Challenges	Values
New Challenges	4,221 (-11.97%)
Closed Challenges	3,996 (-16.66%)
Closed Challenges with Update	2,440 (-22.96%)
Avg. Days to Close a Challenge	4 (-3.57%)

Top 5 Failing Checks

Check ID	Avg. Number of Check Failures	No. of LEI Issuers	LEI Issuers with Highest Failure Ratio
C000276	131 (+61.73%)	3	EQS
C000346	131 (+61.73%)	3	EQS
C000402	36 (+20.00%)	2	EQS
C000438	32 (+60.00%)	12	EQS
C000508	32 (+14.29%)	3	EQS

DISCLAIMER: All figures of this Global LEI Data Quality Report are derived from the following sources: 1) concatenated source files provided by the LEI Issuers 2) daily Data Quality Reports and 3) challenges managed via GLEIF's Challenge Facility. The information mentioned in 1) to 3) relate to the reporting period in scope. The Data Quality Rule Setting used for the generation of this report includes all Data Quality Checks corresponding version(s) that have been effective throughout the reporting period. While every care has been taken in the compilation of this information, GLEIF will not be held responsible for any loss, damage, or inconvenience caused by inaccuracy or error within the Global LEI Data Quality Report. The text and graphic content of the Global LEI Data Quality Report may be used, printed, and distributed ONLY with the copyright information displayed (© Copyright Global Legal Entity Identifier Foundation (GLEIF)).