

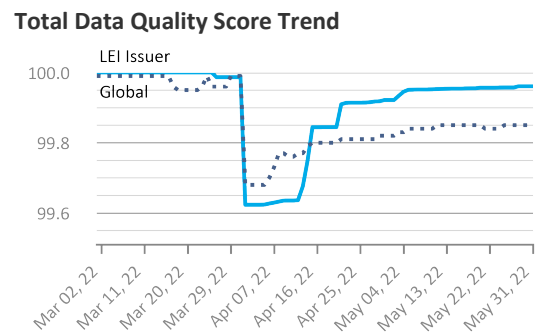
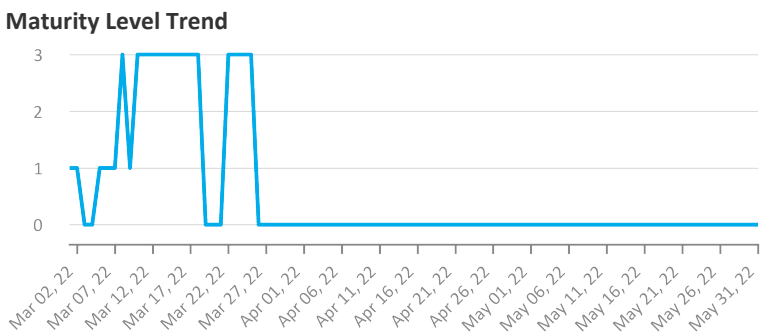
Summary

Key Metrics

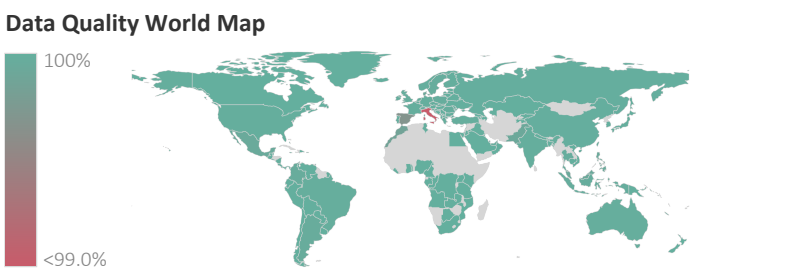
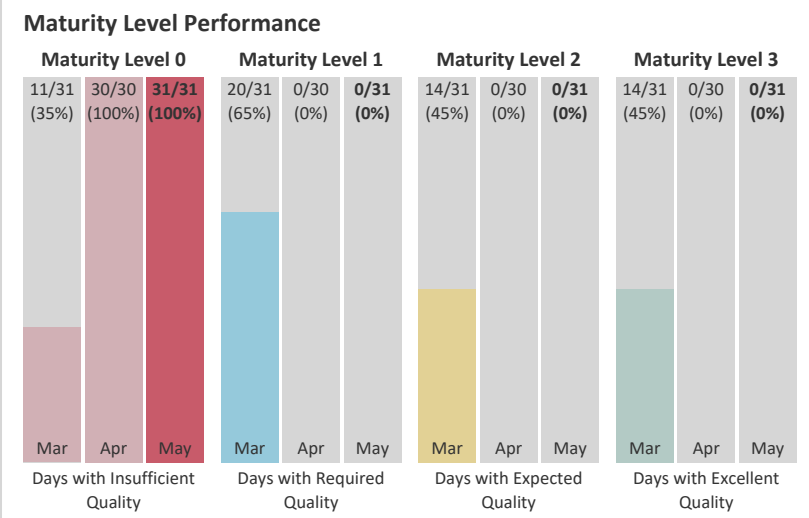
99.95 ▲ +0.18
Average Total Data Quality Score (TDQS) compared to the previous month

0% N/A
Days, LEI Issuer Achieving Maturity Level 2 compared to the previous month

6 days ● +/-0 days
Average Days to Close a Challenge compared to the previous month



Details



Data Quality Criteria

Quality Criterion (No. of Checks)	Data Quality Score (DQS) Trend (Mar - May)	Avg. DQS	Avg. Number of Check Failures
Accessibility (10)		99.96	11 (<0.01%)
Accuracy (10)		99.95	100 (<0.01%)
Completeness (7)		99.99	<1 (<0.01%)
Comprehensiveness (8)		100.00	0 (0.00%)
Consistency (21)		99.90	1,645 (0.05%)
Currency (1)		100.00	0 (0.00%)
Integrity (19)		99.98	359 (0.01%)
Provenance (9)		99.95	180 (0.01%)
Representation (6)		100.00	0 (0.00%)
Timeliness (2)		100.00	0 (0.00%)
Uniqueness (6)		99.99	<1 (<0.01%)
Validity (19)		100.00	0 (0.00%)

Top 5 Failing Checks

Check ID	Avg. Number of Check Failures	Maturity Level	Quality Criterion
C000245	1,616 (-8.03%)	Required	Consistency
C000285	330 (-4.90%)	Required	Integrity
C000276	90 (-10.89%)	Excellent	Provenance
C000346	90 (-10.89%)	Excellent	Provenance
C000323	86 (-75.07%)	Excellent	Accuracy

Statistics

Totals	Values
Total LEI Records	156,352 (+0.29%)
Active Entities Managed	142,743 (+0.30%)
New Issued LEIs	548 (-9.57%)
Renewed LEIs	5,398 (+8.61%)
Lapsed LEIs	45,927 (+0.46%)
Countries	156 (+/-0.00%)

LEIs with	Values
Parent Relationships	12,770 (+0.11%)
Complete Parent Information	128,704 (+0.41%)
Fund Relationships	2,325 (+163.01%)

Marked Duplicates	Values
Total LEIs	475 (+0.64%)
Total LEIs in Percentage	<1% (+0.33%)
New Marked LEIs	3 (-)

Challenges	Values
New Challenges	19 (+46.15%)
Closed Challenges	20 (+25.00%)
Closed Challenges with Update	7 (-12.50%)
Avg. Days to Close a Challenge	6 (-9.35%)

Files	Values
No. of Days per Month with CDF-Compliant File Uploads	31 (+/-0.00%)

DISCLAIMER: All figures of this LEI Data Quality Report are derived from these sources: 1) concatenated source files provided by this LEI Issuer 2) daily Data Quality Reports assigned to this LEI Issuer and 3) challenges managed via GLEIF's Challenge Facility by this LEI Issuer. The sources mentioned in 1) to 3) relate to the reporting period in scope. The Data Quality Rule Setting used for the generation of this report includes all Data Quality Checks corresponding version(s) that have been effective throughout the reporting period. While every care has been taken in the compilation of this information, GLEIF will not be held responsible for any loss, damage, or inconvenience caused by inaccuracy or error within the LEI Data Quality Report. The text and graphic content of the LEI Data Quality Report may be used, printed, and distributed ONLY with the copyright information displayed (© Copyright Global Legal Entity Identifier Foundation (GLEIF)).