

### Summary

#### Key Metrics

**99.99**

○ +/-0

Average Total Data Quality Score (TDQS)

compared to the previous month

**90%**

▲ +16%

Days, LEI Issuer Achieving Maturity Level 2

compared to the previous month

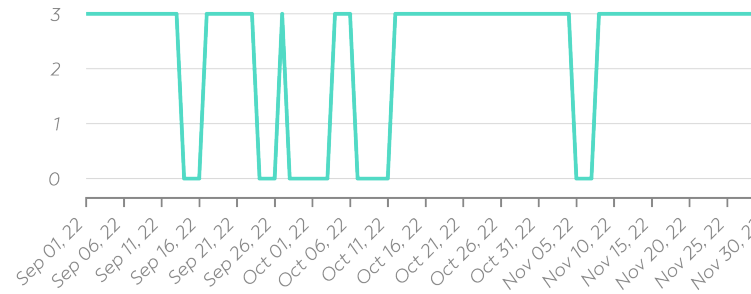
**N/A**

N/A

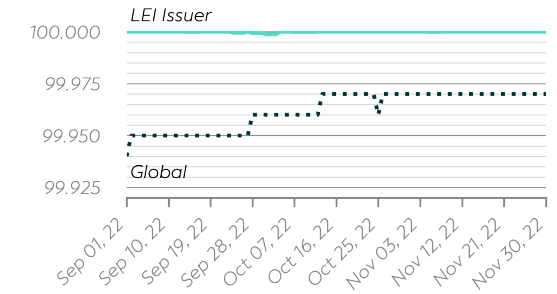
Average Days to Close a Challenge

compared to the previous month

#### Maturity Level Trend

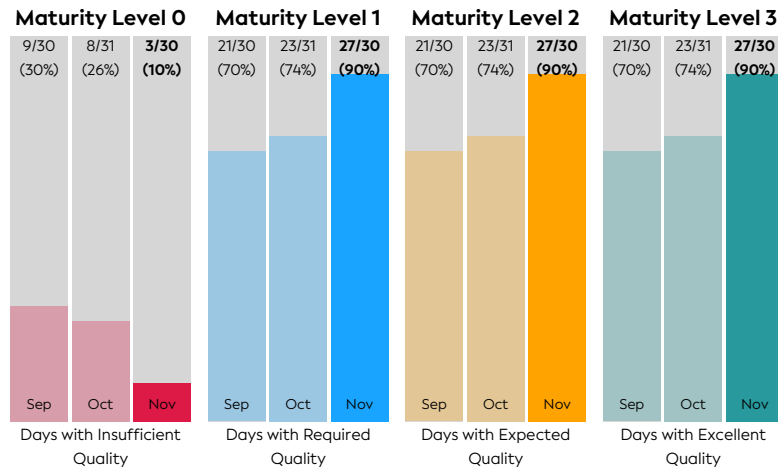


#### Total Data Quality Score Trend

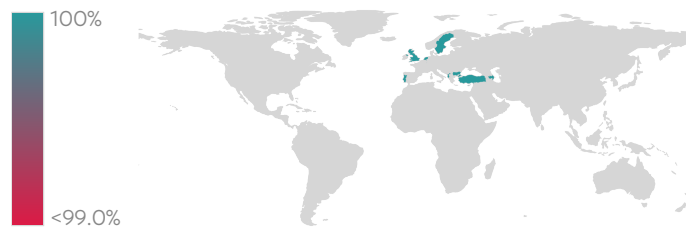


### Details

#### Maturity Level Performance



#### Data Quality World Map



#### Data Quality Criteria

Quality Criterion (No. of Checks)	Data Quality Score (DQS) Trend (Sep - Nov)	Avg. DQS	Avg. Number of Check Failures
Accessibility (10)		100.00	0 (0.00%)
Accuracy (10)		100.00	0 (0.00%)
Completeness (7)		100.00	0 (0.00%)
Comprehensiveness (8)		100.00	0 (0.00%)
Consistency (21)		100.00	0 (0.00%)
Currency (1)		100.00	0 (0.00%)
Integrity (19)		100.00	0 (0.00%)
Provenance (9)		100.00	0 (0.00%)
Representation (6)		100.00	0 (0.00%)
Timeliness (2)		100.00	0 (0.00%)
Uniqueness (6)		100.00	0 (0.00%)
Validity (19)		99.99	<1 (<0.01%)

#### Top 5 Failing Checks

Check ID	Avg. Number of Check Failures	Maturity Level	Quality Criterion
CO00146	<1 (-)	Required	Validity
N/A	- (-)	-	-
N/A	- (-)	-	-
N/A	- (-)	-	-
N/A	- (-)	-	-

### Statistics

Totals	Values
Total LEI Records	5,732 (+2.78%)
Active Entities Managed	5,724 (+2.78%)
New Issued LEIs	154 (+83.33%)
Renewed LEIs	324 (+91.72%)
Lapsed LEIs	1,881 (+0.21%)
Countries	15 (+/-0.00%)
LEIs with	Values
Parent Relationships	508 (+1.80%)
Complete Parent Information	5,689 (+2.80%)
Fund Relationships	1,924 (+6.30%)
Marked Duplicates	Values
Total LEIs	1 (+/-0.00%)
Total LEIs in Percentage	<1% (-2.79%)
New Marked LEIs	0 (+/-0.00%)
Challenges	Values
New Challenges	1 (-)
Closed Challenges	0 (+/-0.00%)
Closed Challenges with Update	0 (+/-0.00%)
Avg. Days to Close a Challenge	- (-)
Files	Values
No. of Days per Month with CDF-Compliant File Uploads	30 (+/-0.00%)