

Global LEI Data Quality Report | October 2022



Summary

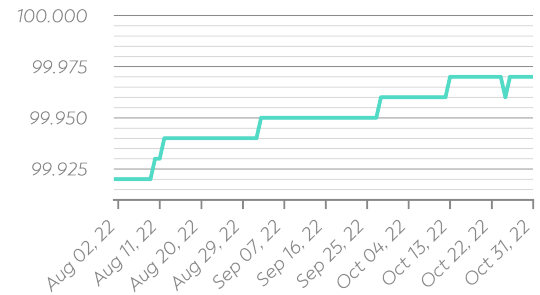
Key Metrics

- 99.97** ▲+0.02
Average Total Data Quality Score (TDQS) compared to the previous month
- 49%** ▼-5%
LEI Issuers Achieving Maturity Level 2 compared to the previous month
- 5 days** ▼+1 days
Average Days to Close a Challenge compared to the previous month

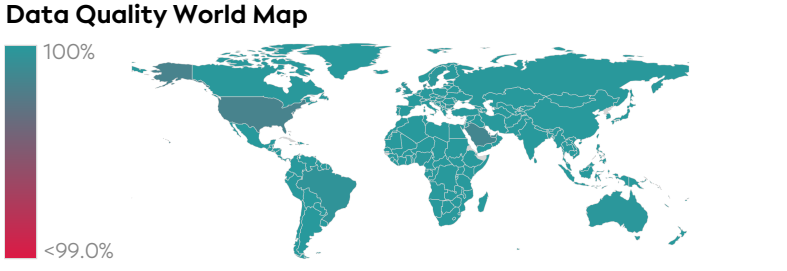
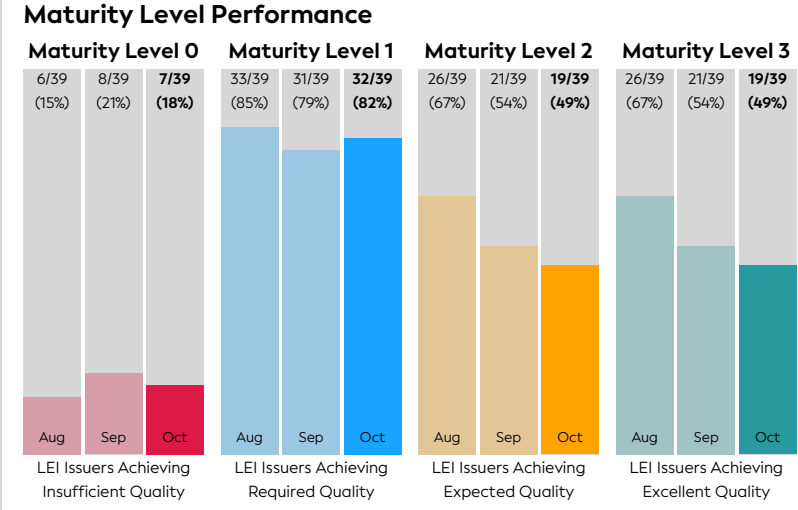
Highlights

The assessment of October 2022 shows a continued increase in the Total Data Quality Score, now reaching an average of 99.97. This is also reflected in the reduced number of Check Failures, especially in the Provenance and Accuracy criteria. Remaining Check Failures led to fewer LEI issuers achieving Expected and Excellent Data Quality. In October, the number of Challenges created and processed by LEI Issuers increased with a slight extension in the Average Days to Close a Challenge.

Total Data Quality Score Trend



Details



Data Quality Criteria

Quality Criterion (No. of Checks)	Data Quality Score (DQS) Trend (Aug - Oct)	Avg. DQS	Avg. Number of Check Failures
Accessibility (10)	[Trend Line]	99.99	92 (<0.01%)
Accuracy (10)	[Trend Line]	99.92	2,843 (0.01%)
Completeness (7)	[Trend Line]	99.99	15 (<0.01%)
Comprehensiveness (8)	[Trend Line]	99.99	12 (<0.01%)
Consistency (21)	[Trend Line]	99.99	142 (<0.01%)
Currency (1)	[Trend Line]	99.99	5 (<0.01%)
Integrity (19)	[Trend Line]	99.98	9 (<0.01%)
Provenance (9)	[Trend Line]	99.98	233 (<0.01%)
Representation (6)	[Trend Line]	100.00	0 (0.00%)
Timeliness (2)	[Trend Line]	100.00	0 (0.00%)
Uniqueness (6)	[Trend Line]	99.99	5 (<0.01%)
Validity (19)	[Trend Line]	99.99	59 (<0.01%)

Statistics

Totals	Values
Total LEI Records	2,252,986 (+1.90%)
Active Entities Managed	2,155,295 (+1.93%)
New Issued LEIs	42,021 (+133.36%)
Renewed LEIs	122,876 (+21.95%)
Lapsed LEIs	804,649 (+2.08%)
Countries	229 (+0.44%)
LEI Issuers	39 (+/-0.00%)

LEIs with	Values
Parent Relationships	128,002 (+0.81%)
Complete Parent Information	2,053,680 (+2.09%)
Fund Relationships	77,086 (+6.00%)

Marked Duplicates	Values
Total LEIs	5,269 (+0.25%)
Total LEIs in Percentage	<1% (-1.60%)
New Marked LEIs	13 (-38.10%)

Challenges	Values
New Challenges	375 (+4.46%)
Closed Challenges	366 (+5.17%)
Closed Challenges with Update	208 (+26.06%)
Avg. Days to Close a Challenge	5 (+31.77%)

Top 5 Failing Checks

Check ID	Avg. Number of Check Failures	No. of LEI Issuers	LEI Issuers with Highest Failure Ratio
CO00323	2,830 (-17.23%)	2	Business Entity Data B.V.
CO00374	111 (-84.75%)	2	Federal Statistical Office
CO00280	55 (-)	1	SACB /Moa'rif
CO00097	55 (-)	1	SACB /Moa'rif
CO00275	55 (-)	1	SACB /Moa'rif

DISCLAIMER: All figures of this Global LEI Data Quality Report are derived from the following sources: 1) concatenated source files provided by the LEI Issuers 2) daily Data Quality Reports and 3) challenges managed via GLEIF's Challenge Facility. The information mentioned in 1) to 3) relate to the reporting period in scope. The Data Quality Rule Setting used for the generation of this report includes all Data Quality Checks corresponding version(s) that have been effective throughout the reporting period. While every care has been taken in the compilation of this information, GLEIF will not be held responsible for any loss, damage, or inconvenience caused by inaccuracy or error within the Global LEI Data Quality Report. The text and graphic content of the Global LEI Data Quality Report may be used, printed, and distributed ONLY with the copyright information displayed (© Copyright Global Legal Entity Identifier Foundation (GLEIF)).