

Global LEI Data Quality Report | October 2024



Summary

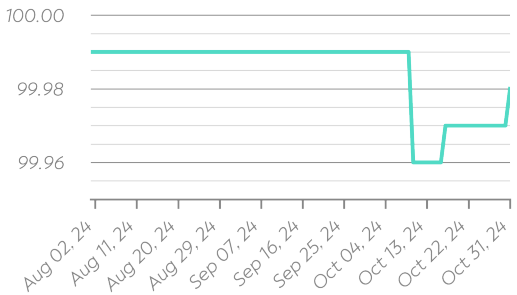
Key Metrics

- 99.98** Average Total Data Quality Score (TDQS) compared to the previous month ▼ -0.01
- 42%** LEI Issuers Achieving Maturity Level 2 compared to the previous month ▼ -11%
- 3 days** Average Days to Close a Challenge compared to the previous month ▲ -36 days

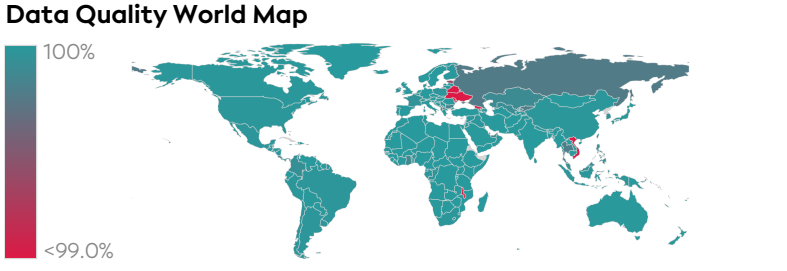
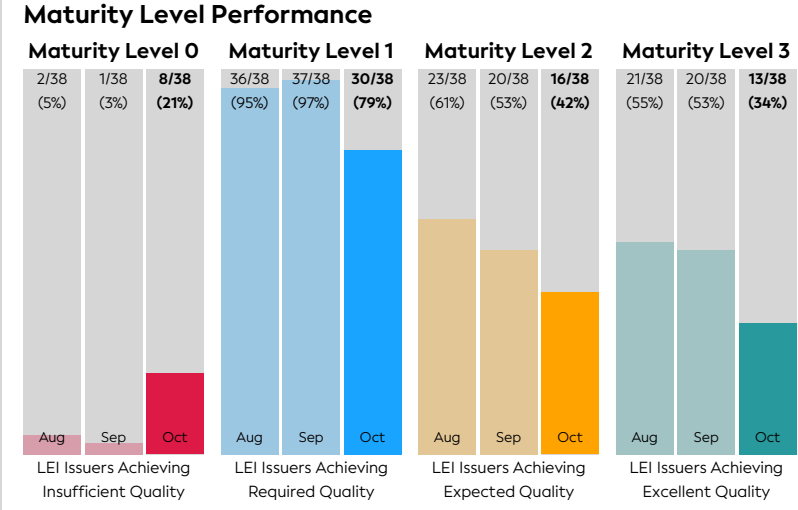
Highlights

In October 2024, GLEIF made significant strides in enhancing data quality standards, implementing 35 new and updating 26 existing checks. These refinements focus on strengthening Translation, Transliteration, and ensuring more accurate level 2 reporting. This initially caused a slight decrease in the Average Total Data Quality Score to 99.96 and a decline in the number of LEI issuers across all the Quality Rates. However, a positive shift was observed toward the end of the reporting period, with the Total Data Quality Score rebounding to 99.98.

Total Data Quality Score Trend



Details



Data Quality Criteria

Quality Criterion (No. of Checks)	Data Quality Score (DQS) Trend (Aug - Oct)	Avg. DQS	Avg. Number of Check Failures
Accessibility (12)		99.99	6 (<0.01%)
Accuracy (15)		99.99	132 (<0.01%)
Completeness (11)		99.99	33 (<0.01%)
Comprehensiveness (14)		99.99	13 (<0.01%)
Consistency (25)		99.99	508 (<0.01%)
Currency (2)		99.99	<1 (<0.01%)
Integrity (29)		99.84	1,002 (<0.01%)
Provenance (11)		99.94	604 (<0.01%)
Representation (14)		99.91	3,364 (0.01%)
Timeliness (2)		100.00	0 (0.00%)
Uniqueness (8)		99.99	4 (<0.01%)
Validity (33)		99.99	1,579 (<0.01%)

Statistics

Totals	Values
Total LEI Records	2,760,246 (+0.98%)
Active Entities Managed	2,594,279 (+0.90%)
New Issued LEIs	26,884 (+23.79%)
Renewed LEIs	152,611 (+30.46%)
Lapsed LEIs	1,040,191 (+0.53%)
Countries	231 (+/-0.00%)
LEI Issuers	38 (+/-0.00%)

LEIs with	Values
Parent Relationships	129,334 (+0.40%)
Complete Parent Information	2,548,801 (+1.15%)
Fund Relationships	137,724 (+0.67%)

Marked Duplicates	Values
Total LEIs	5,945 (+0.41%)
Total LEIs in Percentage	<1% (-0.55%)
New Marked LEIs	24 (-22.58%)

Challenges	Values
New Challenges	12,938 (+188.41%)
Closed Challenges	3,861 (-46.10%)
Closed Challenges with Update	2,336 (-54.53%)
Avg. Days to Close a Challenge	3 (-90.63%)

Top 5 Failing Checks

Check ID	Avg. Number of Check Failures	No. of LEI Issuers	LEI Issuers with Highest Failure Ratio
CO00429	2,411 (-)	9	Bloomberg
CO00478	1,403 (-)	5	WM Datenservice
CO00335	546 (-)	2	WM Datenservice
CO00438	441 (-)	22	Bloomberg
CO00281	353 (-)	6	Bloomberg

DISCLAIMER: All figures of this Global LEI Data Quality Report are derived from the following sources: 1) concatenated source files provided by the LEI Issuers 2) daily Data Quality Reports and 3) challenges managed via GLEIF's Challenge Facility. The information mentioned in 1) to 3) relate to the reporting period in scope. The Data Quality Rule Setting used for the generation of this report includes all Data Quality Checks corresponding version(s) that have been effective throughout the reporting period. While every care has been taken in the compilation of this information, GLEIF will not be held responsible for any loss, damage, or inconvenience caused by inaccuracy or error within the Global LEI Data Quality Report. The text and graphic content of the Global LEI Data Quality Report may be used, printed, and distributed ONLY with the copyright information displayed (© Copyright Global Legal Entity Identifier Foundation (GLEIF)).