

# Tunisie Clearing

## Data Quality Report | September 2022



### Summary

#### Key Metrics

**100.00**

Average Total Data Quality Score (TDQS)

● +/- 0

compared to the previous month

**100%**

Days, LEI Issuer Achieving Maturity Level 2

● +/- 0

compared to the previous month

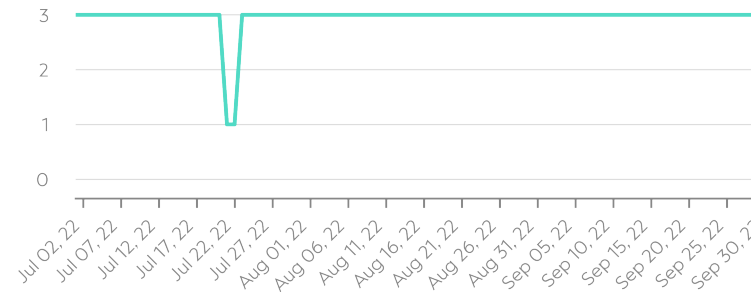
**N/A**

Average Days to Close a Challenge

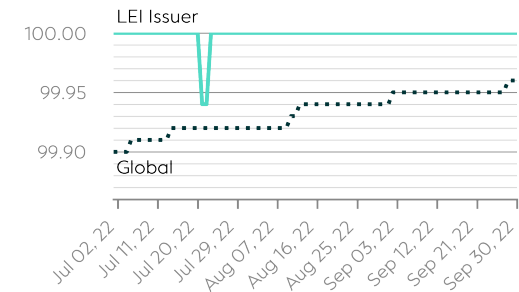
N/A

compared to the previous month

#### Maturity Level Trend

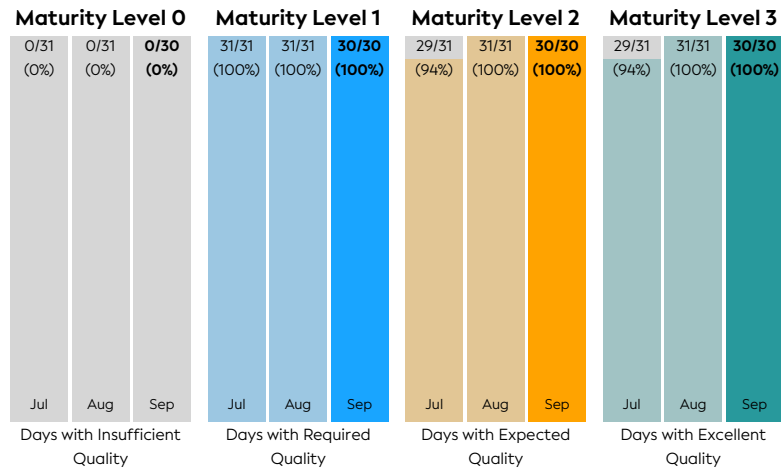


#### Total Data Quality Score Trend



### Details

#### Maturity Level Performance



#### Data Quality World Map



#### Data Quality Criteria

Quality Criterion (No. of Checks)	Data Quality Score (DQS) Trend (Jul - Sep)	Avg. DQS	Avg. Number of Check Failures
Accessibility (10)	100.00	100.00	0 (0.00%)
Accuracy (10)	100.00	100.00	0 (0.00%)
Completeness (7)	100.00	100.00	0 (0.00%)
Comprehensiveness (8)	100.00	100.00	0 (0.00%)
Consistency (21)	100.00	100.00	0 (0.00%)
Currency (1)	100.00	100.00	0 (0.00%)
Integrity (19)	100.00	100.00	0 (0.00%)
Provenance (9)	-	-	- (-)
Representation (6)	100.00	100.00	0 (0.00%)
Timeliness (2)	100.00	100.00	0 (0.00%)
Uniqueness (6)	100.00	100.00	0 (0.00%)
Validity (19)	100.00	100.00	0 (0.00%)

#### Top 5 Failing Checks

Check ID	Avg. Number of Check Failures	Maturity Level	Quality Criterion
N/A	- (-)	-	-
N/A	- (-)	-	-
N/A	- (-)	-	-
N/A	- (-)	-	-
N/A	- (-)	-	-

### Statistics

Totals	Values
Total LEI Records	46 (+/-0.00%)
Active Entities Managed	46 (+/-0.00%)
New Issued LEIs	0 (+/-0.00%)
Renewed LEIs	2 (+100.00%)
Lapsed LEIs	0 (+/-0.00%)
Countries	1 (+/-0.00%)
LEIs with	Values
Parent Relationships	17 (+/-0.00%)
Complete Parent Information	46 (+/-0.00%)
Fund Relationships	0 (+/-0.00%)
Marked Duplicates	Values
Total LEIs	0 (+/-0.00%)
Total LEIs in Percentage	0% (+/-0.00%)
New Marked LEIs	0 (+/-0.00%)
Challenges	Values
New Challenges	0 (+/-0.00%)
Closed Challenges	0 (+/-0.00%)
Closed Challenges with Update	0 (+/-0.00%)
Avg. Days to Close a Challenge	- (-)
Files	Values
No. of Days per Month with CDF-Compliant File Uploads	30 (+/-0.00%)