

# Global LEI Data Quality Report | September 2023



## Summary

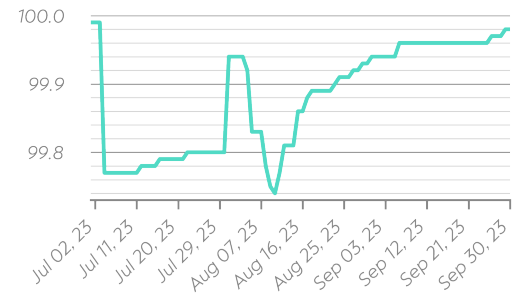
### Key Metrics

- 99.96** ▲ +0.09  
Average Total Data Quality Score (TDQS) compared to the previous month
- 57%** ▲ +8%  
LEI Issuers Achieving Maturity Level 2 compared to the previous month
- 4 days** ▼ +1 days  
Average Days to Close a Challenge compared to the previous month

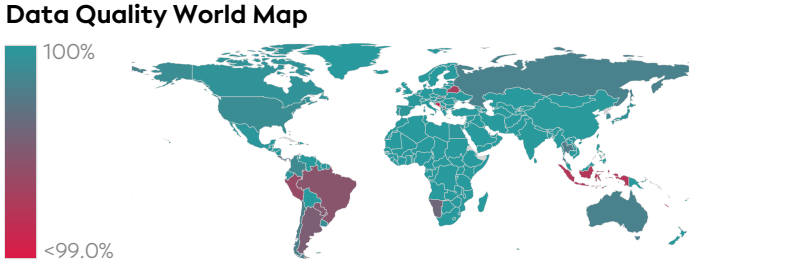
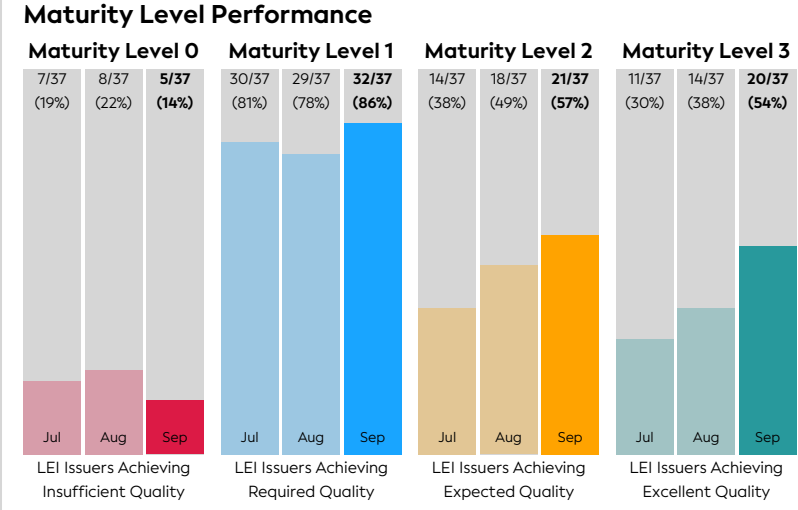
### Highlights

The September 2023 assessment shows further improvement in the Average Total Data Quality Score, 99.96. The number of LEI issuers achieving Expected and Excellent Data Quality has further improved compared to the previous month. The average time to close a challenge has only slightly increased. In contrast the number of challenges processed by the LEI issuers increased significantly with this month's introduction of automated legal entity event challenges.

### Total Data Quality Score Trend



## Details



### Data Quality Criteria

Quality Criterion (No. of Checks)	Data Quality Score (DQS) Trend (Jul - Sep)	Avg. DQS	Avg. Number of Check Failures
Accessibility (11)		99.99	1 (<0.01%)
Accuracy (12)		99.98	488 (<0.01%)
Completeness (9)		56.66	59 (<0.01%)
Comprehensiveness (10)		99.44	1,267 (<0.01%)
Consistency (23)		99.95	541 (<0.01%)
Currency (1)		99.99	<1 (<0.01%)
Integrity (23)		99.90	786 (<0.01%)
Provenance (10)		99.97	1,780 (<0.01%)
Representation (7)		99.67	129 (<0.01%)
Timeliness (2)		100.00	0 (0.00%)
Uniqueness (7)		99.98	70 (<0.01%)
Validity (27)		99.15	1,176 (<0.01%)

### Top 5 Failing Checks

Check ID	Avg. Number of Check Failures	No. of LEI Issuers	LEI Issuers with Highest Failure Ratio
C000379	1,230 (-81.38%)	7	Bundesanzeiger Verlag
C000346	901 (-65.60%)	10	EQS
C000276	864 (-50.71%)	10	EQS
C000382	838 (-23.40%)	7	Bloomberg
C000256	351 (-70.87%)	1	Bloomberg

## Statistics

Totals	Values
Total LEI Records	2,472,191 (+0.79%)
Active Entities Managed	2,357,617 (+0.76%)
New Issued LEIs	19,428 (+14.83%)
Renewed LEIs	114,273 (+50.74%)
Lapsed LEIs	913,176 (+2.15%)
Countries	231 (+/-0.00%)
LEI Issuers	37 (+/-0.00%)

LEIs with	Values
Parent Relationships	126,850 (-0.12%)
Complete Parent Information	2,276,056 (+5.81%)
Fund Relationships	127,492 (+1.45%)

Marked Duplicates	Values
Total LEIs	5,590 (+0.49%)
Total LEIs in Percentage	<1% (-0.31%)
New Marked LEIs	27 (-99.07%)

Challenges	Values
New Challenges	3,075 (+363.10%)
Closed Challenges	1,554 (+307.87%)
Closed Challenges with Update	1,064 (+445.64%)
Avg. Days to Close a Challenge	4 (+35.10%)

DISCLAIMER: All figures of this Global LEI Data Quality Report are derived from the following sources: 1) concatenated source files provided by the LEI Issuers 2) daily Data Quality Reports and 3) challenges managed via GLEIF's Challenge Facility. The information mentioned in 1) to 3) relate to the reporting period in scope. The Data Quality Rule Setting used for the generation of this report includes all Data Quality Checks corresponding version(s) that have been effective throughout the reporting period. While every care has been taken in the compilation of this information, GLEIF will not be held responsible for any loss, damage, or inconvenience caused by inaccuracy or error within the Global LEI Data Quality Report. The text and graphic content of the Global LEI Data Quality Report may be used, printed, and distributed ONLY with the copyright information displayed (© Copyright Global Legal Entity Identifier Foundation (GLEIF)).