

Summary

Key Metrics

99.99

○ +/-0

Average Total Data Quality Score (TDQS)

compared to the previous month

7%

▼ -6%

Days, LEI Issuer Achieving Maturity Level 2

compared to the previous month

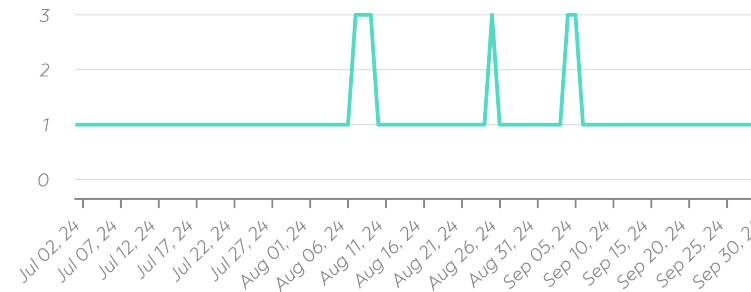
8 days

▲ -1 days

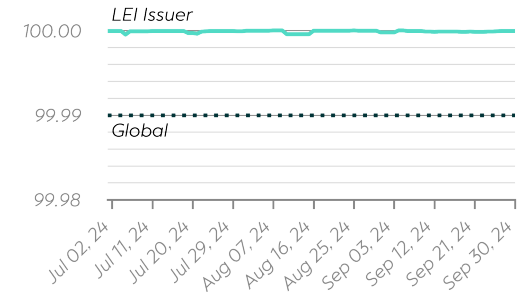
Average Days to Close a Challenge

compared to the previous month

Maturity Level Trend

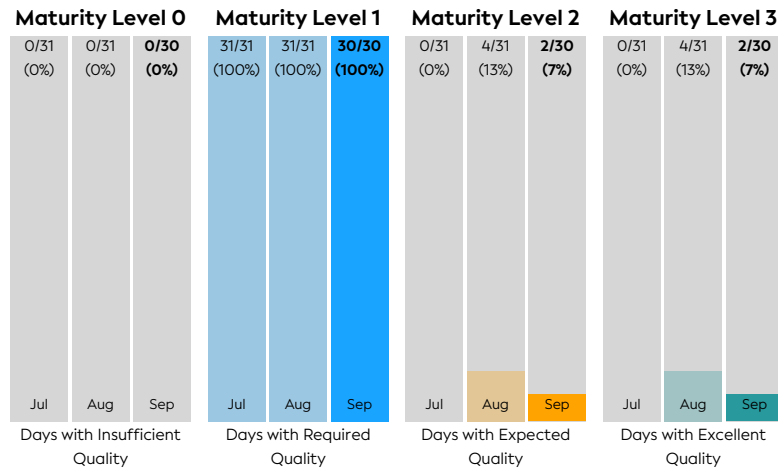


Total Data Quality Score Trend

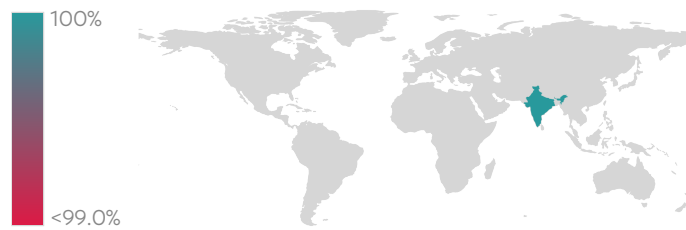


Details

Maturity Level Performance



Data Quality World Map



Data Quality Criteria

Quality Criterion (No. of Checks)	Data Quality Score (DQS) Trend (Jul - Sep)	Avg. DQS	Avg. Number of Check Failures
Accessibility (11)		100.00	0 (0.00%)
Accuracy (12)		100.00	0 (0.00%)
Completeness (9)		99.99	2 (<0.01%)
Comprehensiveness (10)		99.99	<1 (<0.01%)
Consistency (23)		99.99	<1 (<0.01%)
Currency (1)		100.00	0 (0.00%)
Integrity (23)		100.00	0 (0.00%)
Provenance (10)		100.00	0 (0.00%)
Representation (7)		100.00	0 (0.00%)
Timeliness (2)		100.00	0 (0.00%)
Uniqueness (7)		100.00	0 (0.00%)
Validity (27)		100.00	0 (0.00%)

Statistics

Totals	Values
Total LEI Records	83,376 (+2.19%)
Active Entities Managed	81,502 (+2.19%)
New Issued LEIs	1,943 (-11.36%)
Renewed LEIs	4,391 (+5.15%)
Lapsed LEIs	10,566 (+2.62%)
Countries	1 (+/-0.00%)
LEIs with	Values
Parent Relationships	5,353 (+0.83%)
Complete Parent Information	82,668 (+2.19%)
Fund Relationships	1,710 (+1.73%)
Marked Duplicates	Values
Total LEIs	29 (+/-0.00%)
Total LEIs in Percentage	<1% (-1.97%)
New Marked LEIs	0 (-100.00%)
Challenges	Values
New Challenges	66 (-42.61%)
Closed Challenges	78 (-14.29%)
Closed Challenges with Update	60 (-24.05%)
Avg. Days to Close a Challenge	8 (-10.38%)
Files	Values
No. of Days per Month with CDF-Compliant File Uploads	30 (+/-0.00%)

Top 5 Failing Checks

Check ID	Avg. Number of Check Failures	Maturity Level	Quality Criterion
C000243	2 (+138.46%)	Expected	Completeness
C000291	<1 (-)	Expected	Consistency
C000379	<1 (+209.60%)	Excellent	Comprehensiveness
C000253	<1 (-)	Expected	Consistency
N/A	- (-)	-	-