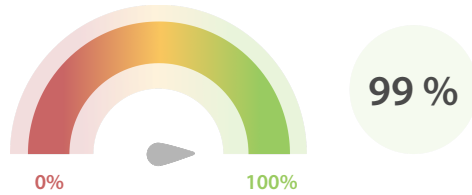


### Data Quality Scores

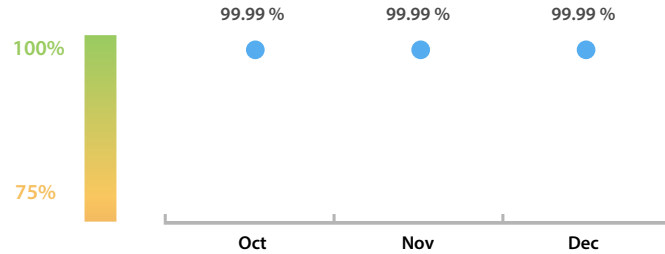
#### LEI Issuer Total Data Quality Score

The LEI Issuer Total Data Quality Score is calculated as the equal weighted average of the 11 'Data Quality Criteria'.




#### LEI Issuer Total Data Quality Score Trend

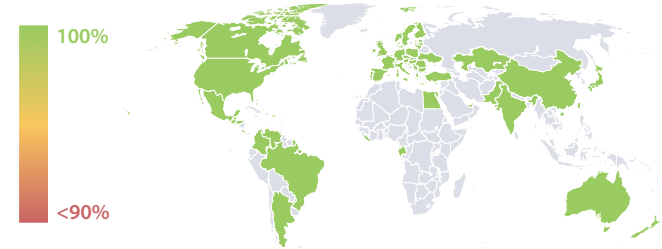
Progress achieved with regard to the continuous optimization of the data quality based on the LEI Issuer Total Data Quality Score.



#### LEI Issuer Data Quality (●) against LEI Pool Average (■)



#### Data Quality in Covered Countries



#### Top 5 Failing Checks

| # Failed Records | Check description                                     |
|------------------|---|
| 14               | If the ultimate parent is public: The ultimate par... |
| 5                | This LEI must not have any parent RR record in R...   |
| 2                | The country or subdivision of the ELF code's in t...  |
| N/A              | N/A   |
| N/A              | N/A   |

#### Data Quality Criteria

|                   | Dec      | Nov      | # Checks | # Failed Records |
|-------------------|----------|----------|----------|------------------|
| Accessibility     | 100.00 % | 100.00 % | 1        | 0 (0 %)          |
| Accuracy          | 100.00 % | 100.00 % | 8        | 0 (0 %)          |
| Completeness      | 99.99 %  | 99.99 %  | 3        | 5 (0.01 %)       |
| Comprehensiveness | 100.00 % | 100.00 % | 2        | 0 (0 %)          |
| Consistency       | 99.99 %  | 99.99 %  | 21       | 16 (0.03 %)      |
| Currency          | 100.00 % | 100.00 % | 1        | 0 (0 %)          |
| Integrity         | 100.00 % | 100.00 % | 18       | 0 (0 %)          |
| Provenance        | 100.00 % | 99.92 %  | 1        | 0 (0 %)          |
| Representation    | 100.00 % | 100.00 % | 2        | 0 (0 %)          |
| Uniqueness        | 100.00 % | 100.00 % | 2        | 0 (0 %)          |
| Validity          | 100.00 % | 100.00 % | 15       | 0 (0 %)          |

The Data Quality criteria is expected to contain 12 dimensions. Currently a subset of 11 criteria is implemented, to the detriment of the score, as they are averaged on all of them. This is expected to change, on a nonfixed timeline, to include all 12 dimensions.

### Quality Maturity Level



### Statistics

| Totals  | Values            |
|---|-------------------|
| Managed LEIs  | 41,690 (+0.97 %)  |
| Active entities managed                               | 41,299 (+0.91 %)  |
| Inactive entities managed                             | 391 (+7.12 %)     |
| Covered countries                                     | 83 (+/-0 %)       |
| New lapsed LEIs *                                     | 2,012 (+1.36 %)   |
| Level 2 Info  | Values            |
| LEIs with LEI parent relationships                    | 1,128 (+0.62 %)   |
| LEIs with complete parent information                 | 40,795 (+0.82 %)  |
| Duplicates  | Values            |
| Total LEIs marked as duplicate **                     | 53 (+1.92 %)      |
| Duplicate percentage of managed LEIs                  | < 1 % (+0.94 %)   |
| Challenges  | Values            |
| Challenges this month                                 | 2 (-66.66 %)      |
| Duplicates found this month                           | 1 (> 1000 %)      |
| Updates to entity information this month              | 3 (+50.00 %)      |
| Files   | Values            |
| No. of days per month with CDF-compliant file uploads | 31 / 31 (+3.44 %) |

\* Please see our Business Report [www.gleif.org/business-reports](http://www.gleif.org/business-reports) for detailed information around lapsed LEIs.

\*\* RegistrationStatus = DUPLICATE