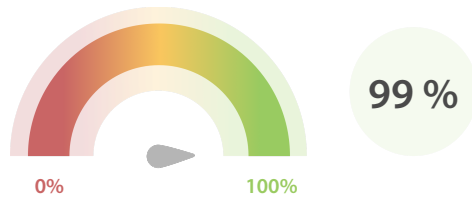


Data Quality Scores

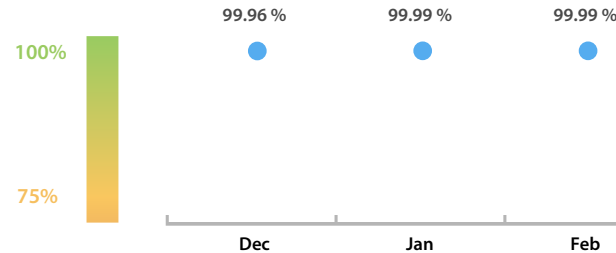
LEI Issuer Total Data Quality Score

The LEI Issuer Total Data Quality Score is calculated as the equal weighted average of the 8 'Data Quality Criteria'.

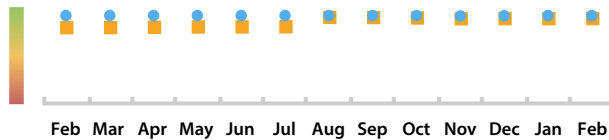


LEI Issuer Total Data Quality Score Trend

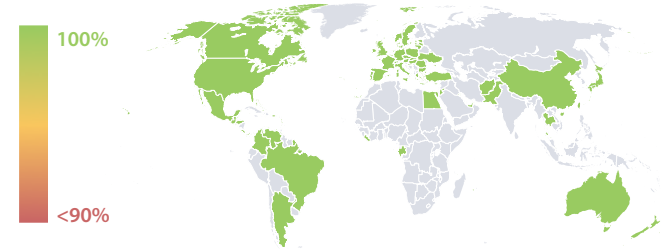
Progress achieved with regard to the continuous optimization of the data quality based on the LEI Issuer Total Data Quality Score.



LEI Issuer Data Quality (●) against LEI Pool Average (■)



Data Quality in Covered Countries



Top 5 Failing Checks

# Failed Records	Check description
15	this LEI must not have any parent RR record and m...
6	all the record's relationships to these parents shoul...
3	a RelationshipPeriod with PeriodType RELATIONS...
3	then RelationshipPeriods with PeriodType of ACCO...
3	RelationshipPeriods with PeriodType RELATIONSH...

Data Quality Criteria

	Feb	Jan	# Checks	# Failed Records
Accuracy	100.00 %	100.00 %	7	0 (0 %)
Completeness	99.94 %	99.95 %	1	15 (0.05 %)
Comprehensiveness	100.00 %	100.00 %	2	0 (0 %)
Consistency	99.99 %	99.99 %	16	10 (0.03 %)
Currency	100.00 %	100.00 %	1	0 (0 %)
Integrity	100.00 %	99.99 %	15	0 (0 %)
Uniqueness	99.99 %	99.98 %	1	1 (< 0.01 %)
Validity	99.99 %	99.99 %	15	4 (0.01 %)

The Data Quality criteria is expected to contain 12 dimensions. Currently a subset of 8 criteria is implemented, to the detriment of the score, as they are averaged on all of them. This is expected to change, on a nonfixed timeline, to include all 12 dimensions.

Quality Maturity Level



Statistics

Totals	Values
Managed LEIs	29,448 (+7.35 %)
Active entities managed	29,387 (+7.31 %)
Inactive entities managed	61 (+29.78 %)
Covered countries	79 (+3.94 %)
New lapsed LEIs *	26 (+36.84 %)

Level 2 Info	Values
LEIs with LEI parent relationships	687 (+18.04 %)
LEIs with complete parent information	28,834 (+8.41 %)

Duplicates	Values
Total LEIs marked as duplicate **	23 (+4.54 %)
Duplicate percentage of managed LEIs	< 1 % (-2.61 %)

Challenges	Values
Challenges this month	8 (+33.33 %)
Duplicates found this month	1 (+/-0 %)
Updates to entity information this month	0 (-100.00 %)

Files	Values
No. of days per month with CDF-compliant file uploads	28 / 28 (+/-0 %)

* Please see our Business Report www.gleif.org/business-reports for detailed information around lapsed LEIs.

** RegistrationStatus = DUPLICATE