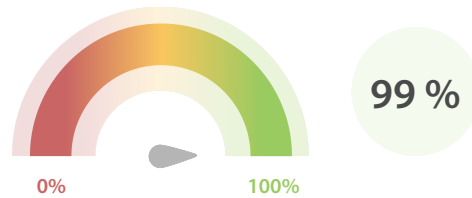


### Data Quality Scores

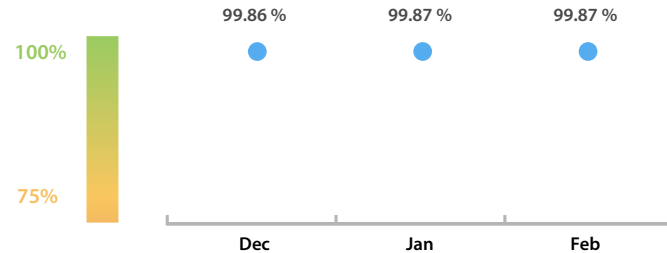
#### LEI Issuer Total Data Quality Score

The LEI Issuer Total Data Quality Score is calculated as the equal weighted average of the 8 'Data Quality Criteria'.

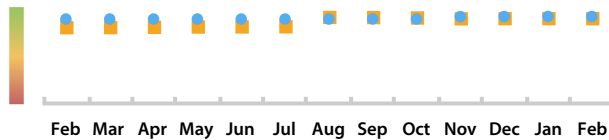


#### LEI Issuer Total Data Quality Score Trend

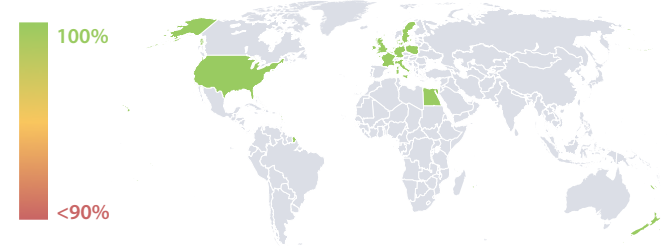
Progress achieved with regard to the continuous optimization of the data quality based on the LEI Issuer Total Data Quality Score.



#### LEI Issuer Data Quality (●) against LEI Pool Average (■)



#### Data Quality in Covered Countries



#### Data Quality Criteria

	Feb	Jan	# Checks	# Failed Records
Accuracy	100.00%	100.00%	7	0 (0%)
Completeness	99.47%	99.58%	1	266 (0.52%)
Comprehensiveness	100.00%	100.00%	2	0 (0%)
Consistency	99.49%	99.45%	16	4,145 (8.14%)
Currency	100.00%	100.00%	1	0 (0%)
Integrity	99.99%	100.00%	15	2 (< 0.01%)
Uniqueness	100.00%	99.99%	1	0 (0%)
Validity	100.00%	100.00%	15	0 (0%)

The Data Quality criteria is expected to contain 12 dimensions. Currently a subset of 8 criteria is implemented, to the detriment of the score, as they are averaged on all of them. This is expected to change, on a nonfixed timeline, to include all 12 dimensions.

#### Top 5 Failing Checks

	# Failed Records	Check description
<a href="#">C000245</a>	4,140	LEI has exactly one record for ultimate parent and ...
<a href="#">C000243</a>	266	this LEI must not have any parent RR record and m...
<a href="#">C000261</a>	2	the RegistrationStatus of all these relationships is L...
<a href="#">C000176</a>	2	EntityExpirationDate is included.
<a href="#">C000157</a>	2	EntityExpirationDate is included and <=

### Quality Maturity Level



### Statistics

Totals	Values
Managed LEIs	50,896 (+6.15%)
Active entities managed	47,104 (+6.39%)
Inactive entities managed	3,792 (+3.29%)
Covered countries	16 (+/-0%)
New lapsed LEIs *	574 (-42.77%)

Level 2 Info	Values
LEIs with LEI parent relationships	3,423 (+14.48%)
LEIs with complete parent information	31,506 (+14.72%)

Duplicates	Values
Total LEIs marked as duplicate **	102 (+9.67%)
Duplicate percentage of managed LEIs	< 1% (+3.31%)

Challenges	Values
Challenges this month	26 (> 100%)
Duplicates found this month	9 (> 1000%)
Updates to entity information this month	0 (+/-0%)

Files	Values
No. of days per month with CDF-compliant file uploads	28 / 28 (+/-0%)

\* Please see our Business Report [www.gleif.org/business-reports](http://www.gleif.org/business-reports) for detailed information around lapsed LEIs.

\*\* RegistrationStatus = DUPLICATE