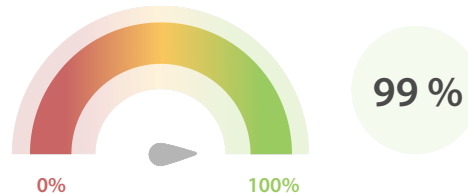


Global LEI Data Quality Report | February 2018

Data Quality Scores

LEI Total Data Quality Score

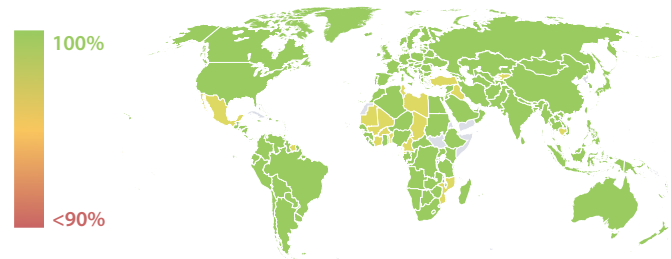
The LEI Total Data Quality Score is calculated as the equal weighted average of the 8 'Data Quality Criteria' listed below.



Summary

The assessment performed on 28 February 2018 shows that the Total Data Quality Score remains stable above 99%. The findings also demonstrate that an increasing number of LEI issuing organizations meet distinct quality maturity levels (required, expected or excellent) based on stricter data quality rule settings implemented in November 2017.

Data Quality Heat Map in Covered Countries

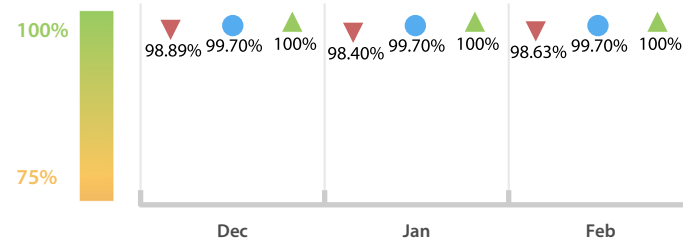


Top 5 Failing Checks

	# Failed Records	# LEI Issuers	LEI Issuer with highest amount in %
C000245	94,241	22	CENTRAL SECURITIES CLEARING
C000153	90,817	4	Business Entity Data B.V. (GMEI Utili...
C000260	37,565	12	İstanbul Takas ve Saklama Bankası An...
C000269	33,807	8	İstanbul Takas ve Saklama Bankası An...
C000249	31,226	7	Business Entity Data B.V. (GMEI Utili...

LEI Total Data Quality Score Trend

Progress achieved with regard to the continuous optimization of the data quality based on the LEI Total Data Quality Score.



● Total Data Quality Score ▲ Highest LEI Issuer Score ▼ Lowest LEI Issuer Score

Data Quality Criteria

	Feb	Jan	# Checks	# Failed Records
Accuracy	99.99%	99.99%	7	69 (< 0.01 %)
Completeness	99.70%	99.75%	1	3,229 (0.29 %)
Comprehensiveness	100.00%	100.00%	2	0 (0 %)
Consistency	99.03%	99.05%	16	130,322 (11.70 %)
Currency	99.99%	99.99%	1	70 (< 0.01 %)
Integrity	99.41%	99.39%	15	94,465 (8.48 %)
Uniqueness	99.99%	99.99%	1	69 (< 0.01 %)
Validity	99.48%	99.41%	15	39,852 (3.57 %)

The Data Quality criteria is expected to contain 12 dimensions. Currently a subset of 8 criteria is implemented, to the detriment of the score, as they are averaged on all of them. This is expected to change, on a nonfixed timeline, to include all 12 dimensions.

Quality Maturity Level

Average maturity level: 0.99

Feb 3/30 (10%)	Feb 3/30 (10%)	Feb 3/30 (10%)
Jan 2/30 (6%) Dec 1/31 (3%)	Jan 2/30 (6%) Dec 1/31 (3%)	Jan 2/30 (6%) Dec 1/31 (3%)
LEI issuers achieving maturity level 1	LEI issuers achieving maturity level 2	LEI issuers achieving maturity level 3
L1 Required quality	L2 Expected quality	L3 Excellent quality

Statistics

Totals	Values
Total LEI records	1,113,339 (+3.88 %)
New issued LEIs	39,760 (-56.79 %)
Renewed LEIs	34,622 (-20.58 %)
New lapsed LEIs *	8,296 (+10.70 %)
Countries	221 (+0.45 %)
LEI Issuers	30 (+/- 0 %)
Level 2 Info	Values
LEIs with LEI parent relationships	70,564 (+11.58 %)
LEIs with complete parent information	770,652 (+9.75 %)
Duplicates	Values
Total LEIs marked as duplicate **	2,650 (+4.33 %)
Duplicate percentage of total LEI records	< 1 % (+0.42 %)
LEIs marked as duplicate this month	256 (+49.70 %)
Challenges	Values
Challenges this month	295 (+16.60 %)
Duplicates found this month	51 (+21.42 %)
Updates to entity information this month	62 (-11.42 %)

* Please see our Business Report www.gleif.org/business-reports for detailed information around lapsed LEIs.

** RegistrationStatus = DUPLICATE