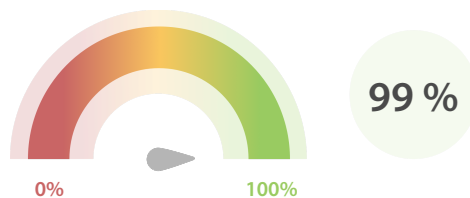


### Data Quality Scores

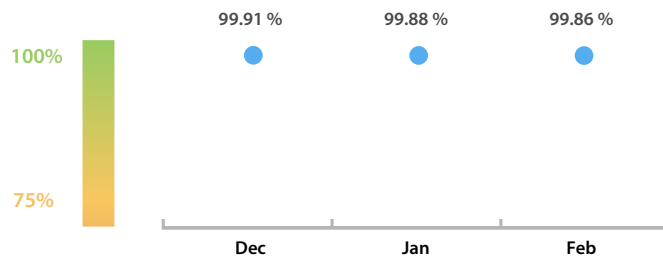
#### LEI Issuer Total Data Quality Score

The LEI Issuer Total Data Quality Score is calculated as the equal weighted average of the 8 'Data Quality Criteria'.




#### LEI Issuer Total Data Quality Score Trend

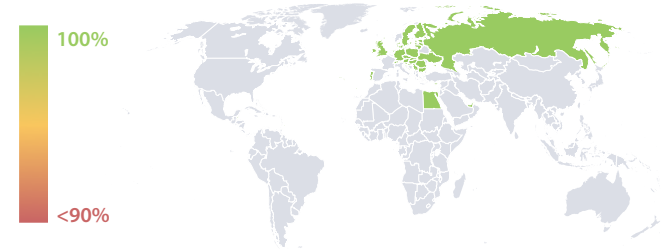
Progress achieved with regard to the continuous optimization of the data quality based on the LEI Issuer Total Data Quality Score.



#### LEI Issuer Data Quality (●) against LEI Pool Average (■)



#### Data Quality in Covered Countries



#### Top 5 Failing Checks


	# Failed Records	Check description
<a href="#">C000245</a>	1,030	LEI has exactly one record for ultimate parent and ...
<a href="#">C000066</a>	90	LEI code is compliant with ISO 17442.
<a href="#">C000243</a>	64	this LEI must not have any parent RR record and m...
<a href="#">C000265</a>	1	all the record's relationships to these parents shoul...
<a href="#">C000247</a>	1	for each of these parent LEI codes there must at lea...

#### Data Quality Criteria

	Feb	Jan	# Checks	# Failed Records
Accuracy	100.00 %	100.00 %	7	0 (0 %)
Completeness	99.49 %	99.56 %	1	64 (0.50 %)
Comprehensiveness	100.00 %	100.00 %	2	0 (0 %)
Consistency	99.49 %	99.54 %	16	1,031 (8.06 %)
Currency	100.00 %	100.00 %	1	0 (0 %)
Integrity	100.00 %	100.00 %	15	0 (0 %)
Uniqueness	100.00 %	100.00 %	1	0 (0 %)
Validity	99.95 %	99.93 %	15	90 (0.70 %)

The Data Quality criteria is expected to contain 12 dimensions. Currently a subset of 8 criteria is implemented, to the detriment of the score, as they are averaged on all of them. This is expected to change, on a nonfixed timeline, to include all 12 dimensions.

### Quality Maturity Level



### Statistics

Totals	Values
Managed LEIs	12,788 (+2.49 %)
Active entities managed	12,637 (+2.48 %)
Inactive entities managed	151 (+2.72 %)
Covered countries	32 (+/-0 %)
New lapsed LEIs *	355 (+51.70 %)

Level 2 Info	Values
LEIs with LEI parent relationships	824 (+12.10 %)
LEIs with complete parent information	7,617 (+14.86 %)

Duplicates	Values
Total LEIs marked as duplicate **	19 (+/-0 %)
Duplicate percentage of managed LEIs	< 1 % (-2.43 %)

Challenges	Values
Challenges this month	1 (+/-0 %)
Duplicates found this month	0 (+/-0 %)
Updates to entity information this month	1 (> 1000 %)

Files	Values
No. of days per month with CDF-compliant file uploads	28 / 28 (+10.71 %)

\* Please see our Business Report [www.gleif.org/business-reports](http://www.gleif.org/business-reports) for detailed information around lapsed LEIs.

\*\* RegistrationStatus = DUPLICATE