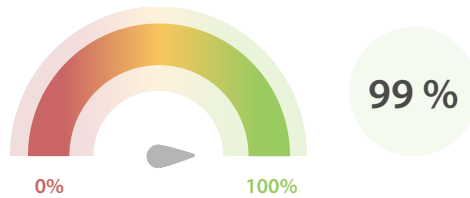


Data Quality Scores

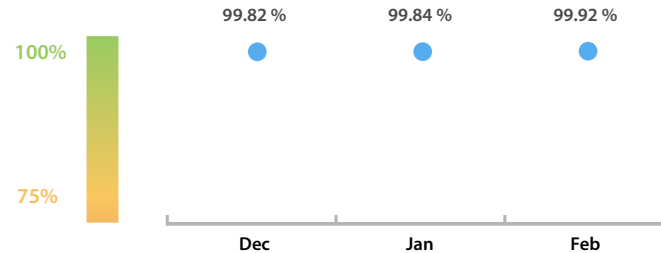
LEI Issuer Total Data Quality Score

The LEI Issuer Total Data Quality Score is calculated as the equal weighted average of the 8 'Data Quality Criteria'.

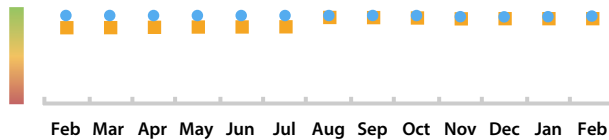


LEI Issuer Total Data Quality Score Trend

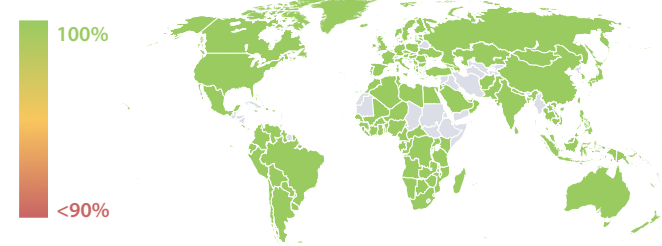
Progress achieved with regard to the continuous optimization of the data quality based on the LEI Issuer Total Data Quality Score.



LEI Issuer Data Quality (●) against LEI Pool Average (■)



Data Quality in Covered Countries



Top 5 Failing Checks

# Failed Records	Check description
7,829	LEI has exactly one record for ultimate parent and ...
2,379	ValidationAuthorityID is RA999999 or ValidationAut...
854	ValidationReference contains valid text content.
845	ValidationReference element MUST contain a URL...
136	this LEI must not have any parent RR record and m...

Data Quality Criteria

	Feb	Jan	# Checks	# Failed Records
Accuracy	99.99 %	99.99 %	7	12 (< 0.01 %)
Completeness	99.90 %	99.91 %	1	136 (0.09 %)
Comprehensiveness	100.00 %	100.00 %	2	0 (0 %)
Consistency	99.60 %	99.63 %	16	8,590 (5.69 %)
Currency	100.00 %	100.00 %	1	0 (0 %)
Integrity	99.99 %	99.99 %	15	8 (< 0.01 %)
Uniqueness	99.99 %	99.99 %	1	4 (< 0.01 %)
Validity	99.89 %	99.25 %	15	2,431 (1.61 %)

The Data Quality criteria is expected to contain 12 dimensions. Currently a subset of 8 criteria is implemented, to the detriment of the score, as they are averaged on all of them. This is expected to change, on a nonfixed timeline, to include all 12 dimensions.

Quality Maturity Level



Statistics

Totals	Values
Managed LEIs	150,708 (+3.31 %)
Active entities managed	148,370 (+3.28 %)
Inactive entities managed	2,338 (+5.45 %)
Covered countries	174 (+0.57 %)
New lapsed LEIs *	0 (-100.00 %)

Level 2 Info	Values
LEIs with LEI parent relationships	12,379 (+11.88 %)
LEIs with complete parent information	123,259 (+6.49 %)

Duplicates	Values
Total LEIs marked as duplicate **	206 (+24.84 %)
Duplicate percentage of managed LEIs	< 1 % (+20.84 %)

Challenges	Values
Challenges this month	54 (+8.00 %)
Duplicates found this month	4 (> 1000 %)
Updates to entity information this month	13 (-43.47 %)

Files	Values
No. of days per month with CDF-compliant file uploads	27 / 28 (+10.71 %)

* Please see our Business Report www.gleif.org/business-reports for detailed information around lapsed LEIs.

** RegistrationStatus = DUPLICATE