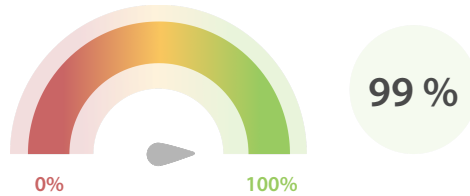


## Data Quality Scores

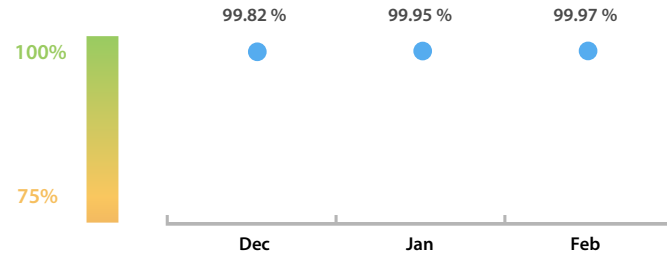
### LEI Issuer Total Data Quality Score

The LEI Issuer Total Data Quality Score is calculated as the equal weighted average of the 8 'Data Quality Criteria'.

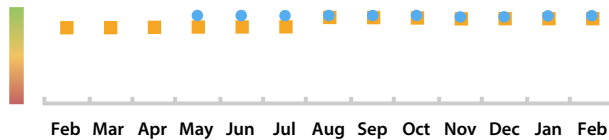


### LEI Issuer Total Data Quality Score Trend

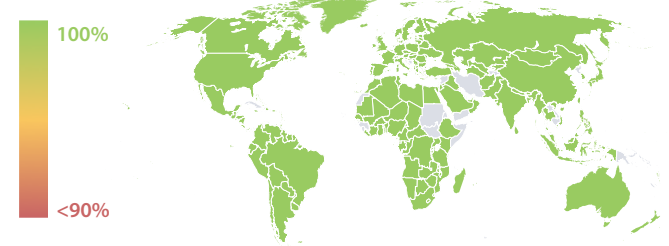
Progress achieved with regard to the continuous optimization of the data quality based on the LEI Issuer Total Data Quality Score.



### LEI Issuer Data Quality (●) against LEI Pool Average (■)



### Data Quality in Covered Countries



### Top 5 Failing Checks

# Failed Records	Check description
47	this LEI must not have any parent RR record and m...
33	There is no repetition of the same LEI code with a ...
30	LEI has exactly one record for ultimate parent and ...
N/A	N/A
N/A	N/A

### Data Quality Criteria

	Feb	Jan	# Checks	# Failed Records
Accuracy	100.00 %	100.00 %	7	0 (0 %)
Completeness	99.89 %	99.87 %	1	47 (0.10 %)
Comprehensiveness	100.00 %	100.00 %	2	0 (0 %)
Consistency	99.99 %	99.83 %	16	30 (0.06 %)
Currency	100.00 %	100.00 %	1	0 (0 %)
Integrity	100.00 %	100.00 %	15	0 (0 %)
Uniqueness	99.92 %	99.98 %	1	33 (0.07 %)
Validity	100.00 %	99.95 %	15	0 (0 %)

The Data Quality criteria is expected to contain 12 dimensions. Currently a subset of 8 criteria is implemented, to the detriment of the score, as they are averaged on all of them. This is expected to change, on a nonfixed timeline, to include all 12 dimensions.

## Quality Maturity Level



## Statistics

Totals	Values
Managed LEIs	45,402 (+8.23 %)
Active entities managed	45,401 (+8.23 %)
Inactive entities managed	1 (+/-0 %)
Covered countries	193 (+0.52 %)
New lapsed LEIs *	9 (+28.57 %)

Level 2 Info	Values
LEIs with LEI parent relationships	2,642 (+9.62 %)
LEIs with complete parent information	45,219 (+8.27 %)

Duplicates	Values
Total LEIs marked as duplicate **	25 (+8.69 %)
Duplicate percentage of managed LEIs	< 1 % (+0.42 %)

Challenges	Values
Challenges this month	9 (-10.00 %)
Duplicates found this month	0 (+/-0 %)
Updates to entity information this month	2 (-50.00 %)

Files	Values
No. of days per month with CDF-compliant file uploads	28 / 28 (+/-0 %)

\* Please see our Business Report [www.gleif.org/business-reports](http://www.gleif.org/business-reports) for detailed information around lapsed LEIs.

\*\* RegistrationStatus = DUPLICATE