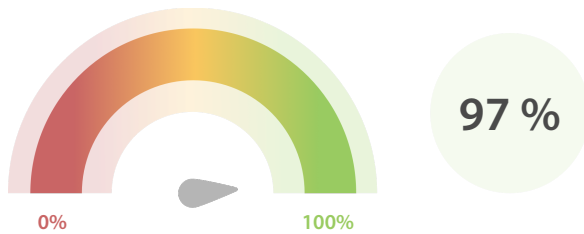


### Data Quality Scores

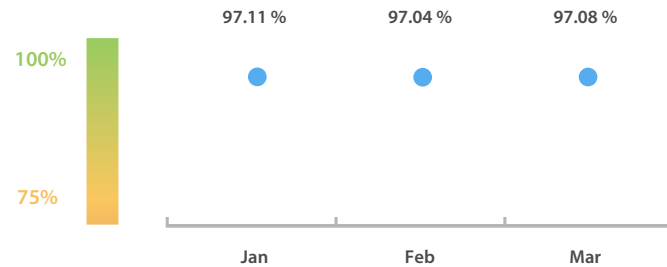
#### LEI Issuer Total Data Quality Score

The LEI Issuer Total Data Quality Score is calculated as the equal weighted average of the 7 'Data Quality Criteria'.

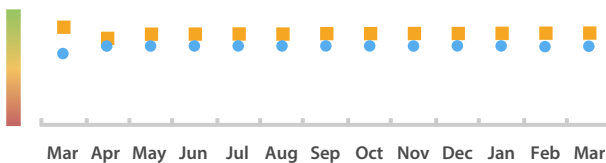


#### LEI Issuer Total Data Quality Score Trend

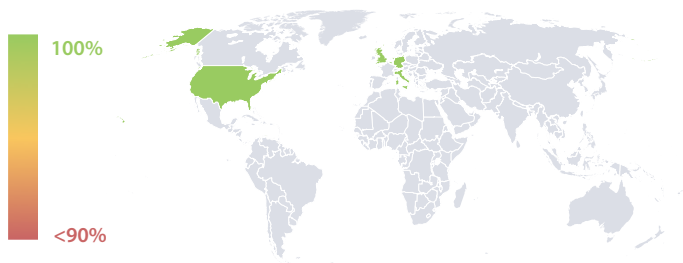
Progress achieved with regard to the continuous optimization of the data quality based on the LEI Issuer Total Data Quality Score.



#### LEI Issuer Data Quality (●) against LEI Pool Average (■)



#### Data Quality in Covered Countries



#### Data Quality Criteria

	Mar	Feb	Jan	31-Mar-16
Accuracy	100.00 %	100.00 %	100.00 %	100.00 %
Completeness	80.00 %	80.00 %	80.00 %	80.00 %
Comprehensiveness	100.00 %	100.00 %	100.00 %	100.00 %
Integrity	100.00 %	99.99 %	99.99 %	99.85 %
Representation	99.98 %	99.98 %	99.98 %	99.97 %
Uniqueness	100.00 %	100.00 %	100.00 %	100.00 %
Validity	99.58 %	99.36 %	99.84 %	94.48 %

The Data Quality criteria is expected to contain 12 dimensions. Currently a subset of 7 criteria is implemented, to the detriment of the score, as they are averaged on all of them. This is expected to change, on a non-fixed timeline, to include all 12 dimensions.

### Quality Maturity Level



### Statistics

#### LEI Issuer Totals

	Values
Managed LEIs	15,727 ↗
Active entities managed	15,065 ↗
Inactive entities managed	662 ↕
Covered countries	9 ↗

#### Challenges

	Values
Received challenges	0 →
'No change' challenges	0 →
Duplicates detected	0 →

#### Files

	Values
No. of days per month with CDF-compliant file uploads	31 / 31 →