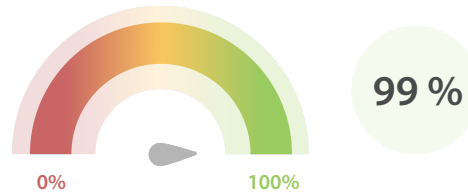


Global LEI Data Quality Report | November 2019

Data Quality Scores

LEI Total Data Quality Score

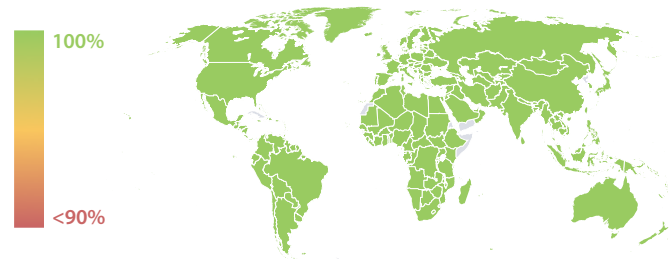
The LEI Total Data Quality Score is calculated as the equal weighted average of the 11 'Data Quality Criteria' listed below.



Summary

The assessment conducted on 30 November 2019 shows that 93% of the LEI issuers reach the required data quality. This is the best performance in this category so far for the current year. Remaining data quality checks failures are mostly related to direct and ultimate parent information. GLEIF's recently updated centralized challenge facility extends the ability to trigger updates of LEI data and relationship information to all interested parties.

Data Quality Heat Map in Covered Countries

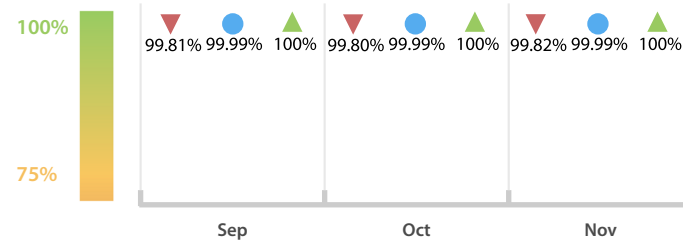


Top 5 Failing Checks

	# Failed Records	# LEI Issuers	LEI Issuer with highest failure ratio
C000291	7,019	22	Strate
C000243	1,986	25	Strate
C000276	251	6	EQS
C000249	158	1	Kamer van Koophandel (KvK)
C000146	94	6	Strate

LEI Total Data Quality Score Trend

Progress achieved with regard to the continuous optimization of the data quality based on the LEI Total Data Quality Score.



● Total Data Quality Score ▲ Highest LEI Issuer Score ▼ Lowest LEI Issuer Score

Data Quality Criteria

	Nov	Oct	# Checks	# Failed Records
Accessibility	100.00 %	100.00 %	1	0 (0 %)
Accuracy	100.00 %	99.99 %	8	0 (0 %)
Completeness	99.95 %	99.95 %	3	1,997 (0.13 %)
Comprehensiveness	100.00 %	100.00 %	2	0 (0 %)
Consistency	99.97 %	99.97 %	21	7,179 (0.47 %)
Currency	99.99 %	99.99 %	1	69 (< 0.01 %)
Integrity	99.99 %	99.99 %	18	2 (< 0.01 %)
Provenance	99.98 %	99.98 %	1	251 (0.01 %)
Representation	100.00 %	100.00 %	2	0 (0 %)
Uniqueness	99.99 %	99.99 %	2	7 (< 0.01 %)
Validity	99.99 %	99.99 %	15	160 (0.01 %)

The Data Quality criteria is expected to contain 12 dimensions. Currently a subset of 11 criteria is implemented, to the detriment of the score, as they are averaged on all of them. This is expected to change, on a nonfixed timeline, to include all 12 dimensions.

Quality Maturity Level

Average maturity level: 0.99

Nov 31/33 (93 %)	Nov 6/33 (18 %)	Nov 6/33 (18 %)
Oct 25/33 (75 %) Sep 30/33 (90 %)	Oct 5/33 (15 %) Sep 8/33 (24 %)	Oct 4/33 (12 %) Sep 5/33 (15 %)
LEI issuers achieving maturity level 1	LEI issuers achieving maturity level 2	LEI issuers achieving maturity level 3
L1 Required quality	L2 Expected quality	L3 Excellent quality

Statistics

Totals	Values
Total LEI records	1,523,963 (+1.29 %)
New issued LEIs	19,106 (+8.07 %)
Renewed LEIs	114,087 (+2.86 %)
New lapsed LEIs *	26,558 (+16.99 %)
Countries	225 (+/- 0 %)
LEI Issuers	33 (+/- 0 %)
Level 2 Info	Values
LEIs with LEI parent relationships	118,422 (+1.10 %)
LEIs with complete parent information	1,324,469 (+1.38 %)
Duplicates	Values
Total LEIs marked as duplicate **	4,205 (+0.74 %)
Duplicate percentage of total LEI records	< 1 % (-0.54 %)
LEIs marked as duplicate this month	33 (-41.07 %)
Challenges	Values
Challenges this month	187 (+14.72 %)
Duplicates found this month	16 (+6.66 %)
Updates to entity information this month	74 (+1.36 %)

* Please see our Business Report www.gleif.org/business-reports for detailed information around lapsed LEIs.

** RegistrationStatus = DUPLICATE