

Summary

Key Metrics

99.99 ● +/-0

Average Total Data Quality Score (TDQS) compared to the previous month

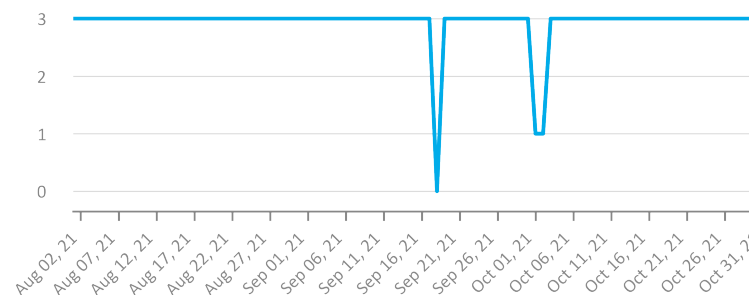
94% ▼ -3%

Days, LEI Issuer Achieving Maturity Level 2 compared to the previous month

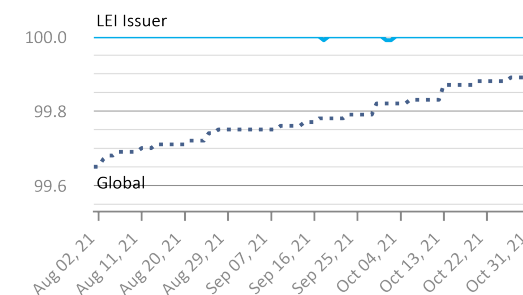
N/A N/A

Average Days to Close a Challenge compared to the previous month

Maturity Level Trend

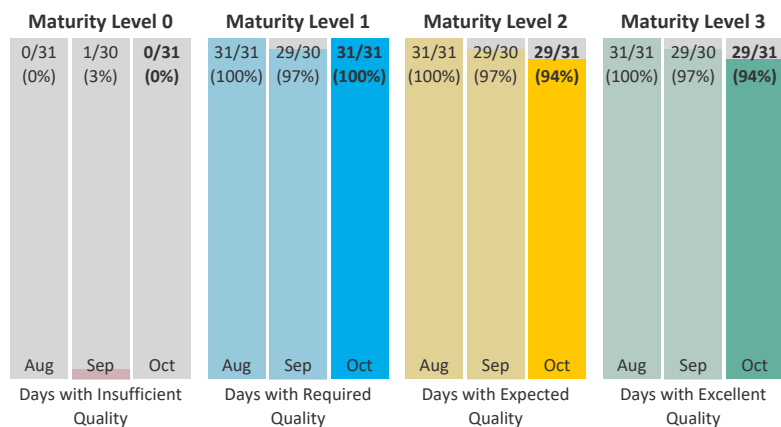


Total Data Quality Score Trend

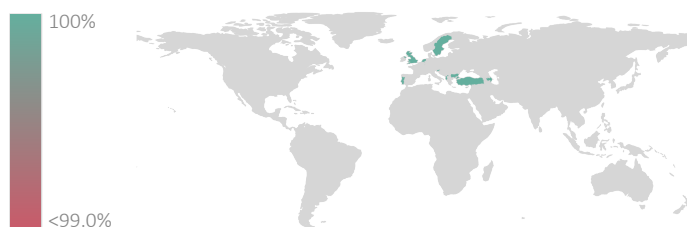


Details

Maturity Level Performance



Data Quality World Map



Data Quality Criteria

Quality Criterion (No. of Checks)	Data Quality Score (DQS) Trend (Aug - Oct)	Avg. DQS	Avg. Number of Check Failures
Accessibility (5)		100.00	0 (0.00%)
Accuracy (8)		100.00	0 (0.00%)
Completeness (6)		100.00	0 (0.00%)
Comprehensiveness (6)		100.00	0 (0.00%)
Consistency (17)		99.99	<1 (<0.01%)
Currency (1)		100.00	0 (0.00%)
Integrity (21)		100.00	0 (0.00%)
Provenance (3)		100.00	0 (0.00%)
Representation (6)		100.00	0 (0.00%)
Uniqueness (5)		100.00	0 (0.00%)
Validity (14)		100.00	0 (0.00%)

Top 5 Failing Checks

Check ID	Avg. Number of Check Failures	Maturity Level	Quality Criterion
C000291	<1 (-)	Expected	Consistency
N/A	- (-)	-	-
N/A	- (-)	-	-
N/A	- (-)	-	-
N/A	- (-)	-	-

Statistics

Totals	Values
Total LEI Records	4,250 (+1.67%)
Active Entities Managed	4,243 (+1.68%)
New Issued LEIs	70 (-48.15%)
Renewed LEIs	134 (+91.43%)
Lapsed LEIs	1,419 (+1.21%)
Countries	16 (+/-0.00%)
Relationship Information	
LEIs with Relationships	394 (+2.07%)
LEIs with Complete Parent Information	4,206 (+1.69%)
Marked Duplicates	
Total LEIs	1 (+/-0.00%)
Total LEIs in Percentage	<1% (-1.67%)
New Marked LEIs	0 (+/-0.00%)
Challenges	
New Challenges	0 (+/-0.00%)
Closed Challenges	0 (+/-0.00%)
Closed Challenges with Update	0 (+/-0.00%)
Avg. Days to Close a Challenge	- (-)
Files	
No. of Days per Month with CDF-Compliant File Uploads	31 (+/-0.00%)